

Project Name	Location	Item #	Quantity	Model #	AIA #	SIS #
--------------	----------	--------	----------	---------	-------	-------



## FEATURES

- R290 Hydrocarbon refrigerant.
- Temperatures of 33°F to 38°F (.5°C to 3.3°C)
- Exterior: Black powder coated cold rolled steel with Stainless steel countertop.
- Interior: Stainless steel.
- True's self-cleaning RCU technology eliminates the need to clean the condenser coil, reduces energy consumption and helps maintain the coldest temperatures and freshest product.
- White LED lighting.
- NSF/ANSI standard 7 compliant for the storage and/or display of packaged or bottled product.
- UL Rated for outdoor use.
- Three (3) interior access ports.
- Field reversible doors.
- Zero clearance (side and back).
- Front air intake / front air discharge.
- Electronic temperature control with exterior digital display.
- 15" (381mm) surface mounted drip tray trough.
- 3" (77mm) diameter insulated columns with single faucet and 4-way manifold.

## ROUGH-IN DATA

Specifications subject to change without notice. Chart dimensions rounded up to the nearest 1/8" (millimeters rounded up to next whole number).

Model	Doors	Shelves	Capacity					Cabinet Dimensions (inches) (mm)			115V/60/1 Voltage			Cord Length‡ (total ft.) (total m)	Crated Weight (lbs.) (kg)
			Home Brew Barrels	1/6 Barrels	Slim 1/4 Barrels	1/4 Barrels	1/2 Barrels	W	D†	H	HP	Amps	NEMA		
TDR84-RISZ1-L-B-SSS-1	3	0	14	14	7	4	4	84	24 <sup>7</sup> / <sub>8</sub>	34 <sup>3</sup> / <sub>4</sub>	1/4	3.2	5-15P	10	440
								2134	631	881				3.04	200

†Depth does not include 1 1/2" (35 mm) for door handles. \*Height does not include 15 3/4" (400 mm) for draft towers or 1/4" (7 mm) for leg levelers.

‡Cord length listed represents usable cord length.



APPROVALS

AVAILABLE AT



Unit completely pre-wired at factory and ready for final connection to a 115/60/1 phase, 15 amp dedicated outlet. Cord and plug set included.

## ADDITIONAL FEATURES

### Refrigeration System

- Factory engineered, self-contained, capillary tube system.
- Environmentally friendly R290 hydrocarbon refrigerant.
- Forced air refrigeration system which maintains 33°F to 38°F (.5°C to 3.3°C) product temperatures
- True's self-cleaning RCU technology eliminates the need to clean the condenser coil, reduces energy consumption and helps maintain the coldest temperatures and freshest product.

### Cabinet Construction

- Exterior: Black powder coated cold rolled steel with Stainless steel countertop.
- Interior: Stainless steel floor and sides with ABS plastic ceiling
- Insulation: Entire cabinet is foamed-in-place using a high density, polyurethane insulation that has zero ozone depletion and zero global warming potential.
- Base fitted with leg levelers

### Doors

- Door locks standard in countertop.
- Field Reversible Doors standard (reverse hinge kit included).
- Door threshold with reinforced lip.

### Model Features

- NSF/ANSI Standard 7 compliant for the storage and/or display of packaged or bottled product.
- UL approved for outdoor use.
- Electronic temp control with exterior digital display.
- Three (3) access ports standard (see drawing for locations).
- 3" (77 mm) diameter insulated columns with single faucet and 4-way manifold.
- 15" (381 mm) surface mounted drip tray troughs.
- Insulated and chilled draft columns.

### Electrical

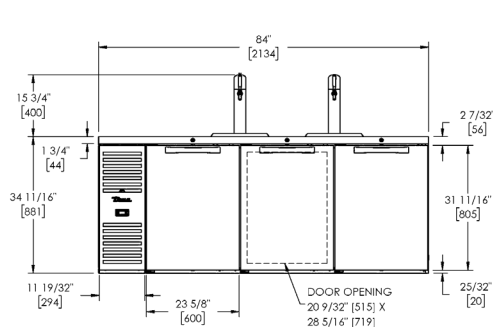
- Unit completely pre-wired at factory and ready for final connection to a 115/60/1 phase, 15 amp dedicated outlet. Cord and plug set included.

### Optional Features/Accessories (upcharge and lead times may apply)

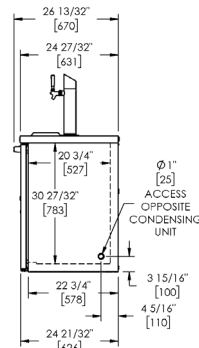
- Castors 7/8" (23 mm) rollers, 2" (51mm), 3" (77mm), 4" (102mm), 5" (127mm) castors
- 6" (153mm) legs
- 6" (153mm) seismic legs
- Alternative temperature zones available (red wine, white wine, beer)
- Right side compressor
- Shelving (wine, cut-out, additional. Available in gray or black)
- Bottle Organizers
- Draft columns (8 options, beer, coffee and wine available)
- Manifolds (2-way, 3-way, 4-way)
- Spill Pan and Grate 7", 11", 19", 23", 27", 31", 35". (15" comes standard.)
- Draft Column Hole Cover
- Access Ports
- CO<sub>2</sub> Pressure Regulator
- Drain Bottle & Hanger Bracket

## PLAN VIEWS

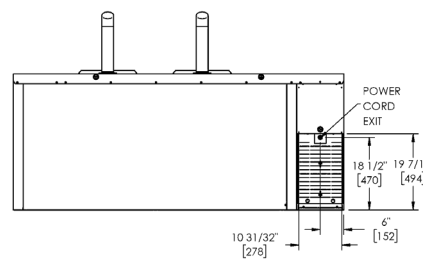
**Plan View Notes:** Dimensions in brackets are in millimeters. • Depth does not include 1½" (35 mm) for door handles. • Height does not include 15¾" (400 mm) for draft towers or ¼" (7 mm) for leg levelers.



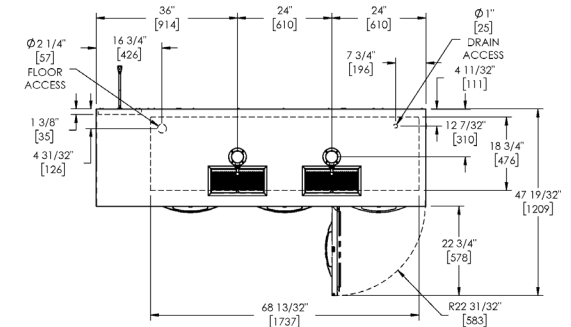
FRONT VIEW



SIDE VIEW



BACK VIEW



TOP VIEW