



USA FOODSERVICE DIVISION

**TBR92-RISZ1-L-B-SSSS-1**

True Bar Refrigerator • Reach-in single zone refrigerator

Project Name	Location	Item #	Quantity	Model #	AIA #	SIS #
--------------	----------	--------	----------	---------	-------	-------

**FEATURES**

- R290 Hydrocarbon refrigerant.
- Temperatures of 33°F to 38°F (.5°C to 3.3°C).
- Exterior: Black powder coated cold rolled steel with stainless steel countertop.
- Interior: Stainless steel.
- True's self-cleaning RCU technology eliminates the need to clean the condenser coil, reduces energy consumption and helps maintain the coldest temperatures and freshest product.
- White LED lighting.
- NSF/ANSI standard 7 compliant for open food product.
- UL Rated for outdoor use.
- Three (3) interior access ports.
- Field reversible doors.
- Zero clearance (side and back).
- Front air intake / front air discharge.
- Electronic temperature control with exterior digital display.

**ROUGH-IN DATA**

Specifications subject to change without notice. Chart dimensions rounded up to the nearest 1/8" (millimeters rounded up to next whole number).

Model	Doors	Shelves	Capacity		Cabinet Dimensions (inches) (mm)			115V/60/1 Voltage			Cord Length† (total ft.) (total m)	Crated Weight (lbs.) (kg)
			12 oz. Cans	12 oz. Bottles	W	D†	H	HP	Amps	NEMA		
TBR92-RISZ1-L-B-SSSS-1	4	12	182 6-pks	108 6-pks	92	24 <sup>7</sup> / <sub>8</sub>	34 <sup>3</sup> / <sub>4</sub>	1/4	3.2	5-15P	10	510
					2337	631	881				3.04	231

† Depth does not include 1 1/2" (35 mm) for door handles. \*Height does not include 1/4" (7 mm) for leg levelers.

‡ Cord length listed represents usable cord length.



APPROVALS

AVAILABLE AT



Unit completely pre-wired at factory and ready for final connection to a 115/60/1 phase, 15 amp dedicated outlet. Cord and plug set included.

## ADDITIONAL FEATURES

### Refrigeration System

- Factory engineered, self-contained, capillary tube system.
- Environmentally friendly R290 hydrocarbon refrigerant.
- Forced air refrigeration system which maintains 33°F to 38°F (.5°C to 3.3°C) product temperatures.
- True's self-cleaning RCU technology eliminates the need to clean the condenser coil, reduces energy consumption and helps maintain the coldest temperatures and freshest product.

### Cabinet Construction

- Exterior: Black, powder coated cold-rolled steel with stainless steel countertop.
- Interior: Stainless steel floor and sides with ABS plastic ceiling.
- Insulation: Entire cabinet is foamed-in-place using a high density, polyurethane insulation that has zero ozone depletion and zero global warming potential.
- Base fitted with leg levelers.

### Doors

- Door locks standard in countertop.
- Field Reversible Doors standard (reverse hinge kit included).

### Shelving

- Twelve (12) adjustable, gray PVC coated wire shelves. Six (6) shelves are 17<sup>11</sup>/<sub>16</sub>" W x 18" D (450 mm x 458 mm) and six (6) shelves are 20" W x 18" D (508 mm x 458 mm). Four (4) polished stainless steel shelf clips included per shelf.
- Aluminum shelf support pilasters. Shelves are adjustable on 1/2" (13 mm) increments.

### Model Features

- NSF/ANSI Standard 7 compliant for open food product.
- UL approved for outdoor use.
- Electronic temp control with exterior digital display.
- Three (3) access ports standard (see drawing for locations).

### Electrical

- Unit completely pre-wired at factory and ready for final connection to a 115/60/1 phase, 15 amp dedicated outlet. Cord and plug set included.

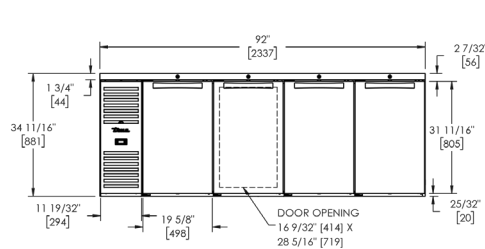
### Optional TBR Features/Accessories

#### (upcharge and lead times may apply)

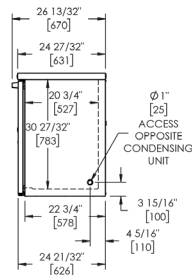
- ☐ Castors 7/8"H (23 mm) rollers, 2"D (51mm), 3"D (77mm), 4"D (102mm), 5"D (127mm) castors
- ☐ 6"H (153mm) legs
- ☐ 6"H (153mm) seismic legs
- ☐ Alternative temperature zones available (55° red wine, 45° white wine)
- ☐ Right side compressor
- ☐ Shelving (wine, cut-out, additional standard wire, available in black or gray)
- ☐ Bottle Organizers (available in black or gray)
- ☐ Additional Access Ports
- ☐ Unit is available in a panel ready option which changes the nomenclature. Contact factory for details

## PLAN VIEWS

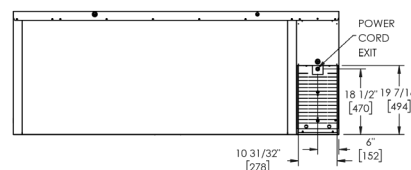
**Plan View Notes:** Dimensions in brackets are in millimeters. • Depth does not include 1/2" (35 mm) for door handles. • Height does not include 1/4" (7 mm) for leg levelers.



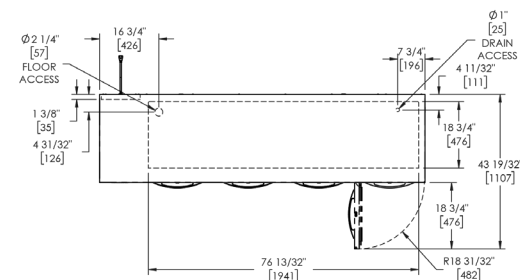
FRONT VIEW



SIDE VIEW



BACK VIEW



TOP VIEW