

True TRUE MANUFACTURING CO., INC.
 U.S.A. FOODSERVICE DIVISION
 2001 East Terra Lane • O'Fallon, Missouri 63366-4434 • (636)240-2400
 Fax (636)272-2408 • Toll Free (800)325-6152 • Intl Fax# (001)636-272-7546
 Parts Dept. (800)424-TRUE • Parts Dept. Fax# (636)272-9471 • www.truemfg.com

Project Name: _____ A/A # _____
 Location: _____ SIS # _____
 Item #: _____ Qty: _____
 Model #: _____

Model:
GDM-10PT-HC~TSL01

Glass Door Merchandiser:
Swing Door Pass-Thru Refrigerator with Hydrocarbon Refrigerant~True Standard Look Version 01

GDM-10PT-HC~TSL01






- ▶ The world's #1 manufacturer of glass door merchandisers.
 - ▶ Factory engineered, self-contained, capillary tube system using environmentally friendly R290 hydrocarbon refrigerant that has zero (0) ozone depletion potential (ODP), & three (3) global warming potential (GWP).
 - ▶ High capacity, factory balanced, refrigeration system holds 33°F to 38°F (.5°C to 3.3°C) for best food preservation in extreme conditions.
 - ▶ Exterior - non-peel or chip black powder coated cold rolled steel; durable and permanent.
 - ▶ Interior - attractive, NSF approved, white aluminum interior liner with stainless steel floor.
 - ▶ Self closing door. Positive seal, torsion type closure system.
 - ▶ "Low-E", double pane thermal insulated glass door assemblies with mitered plastic channel frames. The latest in energy efficient technology.
 - ▶ LED interior lighting provides more even lighting throughout the cabinet. Safety shielded.
 - ▶ Entire cabinet structure is foamed-in-place using a high density, polyurethane insulation that has zero ozone depletion potential (ODP) and zero global warming potential (GWP).
- Bottom mounted units feature**
- ▶ "No stoop" lower shelf to maximize product visibility.
 - ▶ Easily accessible condenser coil for cleaning.

ROUGH-IN DATA

Specifications subject to change without notice.
 Chart dimensions rounded up to the nearest 1/8" (millimeters rounded up to next whole number).

Model	Doors	Shelves	Cabinet Dimensions (inches) (mm)			HP	Voltage	Amps	NEMA Config.	Cord Length (total ft.) (total m)	Crated Weight (lbs.) (kg)
			L	D†	H						
GDM-10PT-HC~TSL01	1 fr / 1 bk	3	24 7/8 630	25 1/2 648	53 3/8 1356	1/8 N/A	115/60/1	2.2 N/A	5-15P	10 3.05	TBD TBD

† Depth does not include 1 1/8" (42 mm) each side for door handles.

    	APPROVALS:	AVAILABLE AT:
	9/18	Printed in U.S.A.

