




CURVED GLASS DISPLAY MERCHANTISERS



Curved Glass Display Merchandisers | TDM™-R

FRONT-ACCESS REFRIGERATED DISPLAY MERCHANDISERS

Glass & Mirrored Ends


Three (3) tiered levels of adjustable wire cantilever shelves that match cabinet interior color. Chrome plated wire shelves standard on stainless interior units



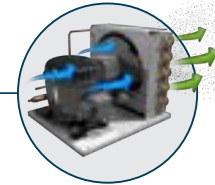
Front glass swings up for easy cleaning access



Two (2) rear sliding glass doors for back access



Exclusive reversing condenser fan motor. Fan motor reverses during defrost off cycles to help keep condenser coil free from dirt, dust and debris. Keeping coils clean optimizes the unit's performance providing colder holding temperatures and increased energy efficiency. Regularly scheduled thorough cleaning of coils still recommended



TDM-R-36-GE/GE-B-W



TDM-R-36-GE/GE-S-W



TDM-R-48-GE/GE-W-W



TDM-R-59-GE/GE-B-W



TDM-R-77-GE/GE-B-W

Features/Benefits

- Refrigeration system that has two (2) temperature range options. Standard temperature range maintains cabinet temperatures of 33°F to 41°F (.5°C to 5°C), ideally suited for refrigerated bakery and cold deli products. Optional temperature range maintains cabinet temperatures of 42°F to 65°F (5.5°C to 18.3°C), ideally suited for chocolate & wine options.
- True's refrigerated display case combines efficient, high volume merchandising and exceptional refrigeration with an elegant curved glass front for sophisticated presentation of high-end deli, desserts and pastries.
- NSF/ANSI Standard 7 compliant for open food product. Tested and certified for performance at NSF Type II: 80°F (27°C) and 55% relative humidity.
- Exterior - powder coated FDA black rounded front and back, black aluminum aesthetic side and front panels. Color options available at no charge - white or stainless. Curved glass front and side glass panels.
- Interior - powder coated FDA white over CRS material. Color options available (upcharge applies) - black or stainless.
- LED interior lighting provides more even lighting throughout the cabinet. Safety shielded.
- Standard in Clear Glass Ends (GE).
- TDM's have a variety of optional interior/exterior shelving available (see accessory section for details).
- Designed to provide an attractive companion to our TDM-DC "dry case" display merchandiser.



TDM™-R FRONT-ACCESS REFRIGERATED DISPLAY MERCHANDISERS

Model	# of Doors	# of Shelves	HP	Amps	Crated Weight lb. (kg.)	Cabinet Dimensions W D† H* (in)	Cabinet Dimensions W D† H* (mm)
GLASS END/GLASS END WITH BLACK EXTERIOR/WHITE INTERIOR							
TDM-R-36-GE/GE-B-W	2	3	¼	10.0	540 (245)	36¼ x 39 x 49½	921 x 991 x 1248
TDM-R-48-GE/GE-B-W	2	3	½	12.0	645 (293)	48¼ x 39 x 49½	1226 x 991 x 1248
TDM-R-59-GE/GE-B-W	2	3	½	12.0	760 (345)	59¼ x 39 x 49½	1505 x 991 x 1248
TDM-R-77-GE/GE-B-W	2	3	½	12.0	845 (384)	77¼ x 39 x 49½	1963 x 991 x 1248
GLASS END/GLASS END WITH WHITE EXTERIOR/WHITE INTERIOR							
TDM-R-36-GE/GE-W-W	2	3	¼	10.0	540 (245)	36¼ x 39 x 49½	921 x 991 x 1248
TDM-R-48-GE/GE-W-W	2	3	½	12.0	645 (293)	48¼ x 39 x 49½	1226 x 991 x 1248
TDM-R-59-GE/GE-W-W	2	3	½	12.0	760 (345)	59¼ x 39 x 49½	1505 x 991 x 1248
TDM-R-77-GE/GE-W-W	2	3	½	12.0	845 (384)	77¼ x 39 x 49½	1963 x 991 x 1248
GLASS END/GLASS END WITH STAINLESS EXTERIOR/WHITE INTERIOR							
TDM-R-36-GE/GE-S-W	2	3	¼	10.0	660 (300)	36¼ x 39 x 49½	921 x 991 x 1248
TDM-R-48-GE/GE-S-W	2	3	½	12.0	645 (293)	48¼ x 39 x 49½	1226 x 991 x 1248
TDM-R-59-GE/GE-S-W	2	3	½	12.0	760 (345)	59¼ x 39 x 49½	1505 x 991 x 1248
TDM-R-77-GE/GE-S-W	2	3	½	12.0	850 (386)	77¼ x 39 x 49½	1963 x 991 x 1248
GLASS END/GLASS END WITH STAINLESS EXTERIOR/STAINLESS INTERIOR							
TDM-R-36-GE/GE-S-S	2	3	¼	10.0	660 (300)	36¼ x 39 x 49½	921 x 991 x 1248
TDM-R-48-GE/GE-S-S	2	3	½	12.0	645 (293)	48¼ x 39 x 49½	1226 x 991 x 1248
TDM-R-59-GE/GE-S-S	2	3	½	12.0	760 (345)	59¼ x 39 x 49½	1505 x 991 x 1248
TDM-R-77-GE/GE-S-S	2	3	½	12.0	850 (386)	77¼ x 39 x 49½	1963 x 991 x 1248

EXTERIORS (Custom color available upon request)

GE



Clear Glass Interior / Clear Glass Exterior with Black Trim

Environmentally friendly R290 hydrocarbon refrigeration system for the best in food preservation.



All dimensions are rounded up to the nearest 1/8" (whole millimeter) | Specifications subject to change without notice.

Curved Glass Display Merchandisers | TDM™-DZ

FRONT-ACCESS DUAL ZONE DISPLAY MERCHANDISERS

Glass & Mirrored Ends


Three (3) tiered levels of adjustable wire cantilever shelves that match cabinet interior color. Chrome plated wire shelves standard on stainless interior units



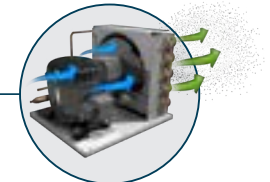
Front glass swings up for easy cleaning access



Two (2) rear sliding glass doors for back access



Exclusive reversing condenser fan motor. Fan motor reverses during defrost off cycles to help keep condenser coil free from dirt, dust and debris. Keeping coils clean optimizes the unit's performance providing colder holding temperatures and increased energy efficiency. Regularly scheduled thorough cleaning of coils still recommended



TDM-DZ-59-GE/GE-B-W



TDM-DZ-48-GE/GE-S-W



TDM-DZ-59-GE/GE-S-S



TDM-DZ-77-GE/GE-B-W

Features/Benefits

- Refrigeration system that has two (2) temperature range options. Standard temperature range maintains cabinet temperatures of 33°F to 41°F (5°C to 5°C), ideally suited for refrigerated bakery and cold deli products. Optional temperature range maintains cabinet temperatures of 42°F to 65°F (5.5°C to 18.3°C), ideally suited for chocolate & wine options.
- True's combination "refrigerated" and "dry" display case combines efficient, high volume merchandising and exceptional refrigeration with an elegant curved glass front for sophisticated presentation of high-end deli, desserts and pastries.
- NSF/ANSI Standard 7 compliant for open food product. Tested and certified for performance at NSF Type II: 80°F (27°C) and 55% relative humidity.
- Exterior - powder coated FDA black rounded front and back, black aluminum aesthetic side and front panels. Color options available at no charge - white or stainless. Curved glass front and side glass panels.
- Interior - powder coated FDA white over CRS material. Color options available (upcharge applies) - black or stainless.
- LED interior lighting provides more even lighting throughout the cabinet. Safety shielded.
- Standard in Clear Glass Ends (GE).
- TDM's have a variety of optional interior/exterior shelving available (see accessory section for details).
- Designed to provide an attractive companion to our TDM-R "refrigerated" or TDM-DC "dry case" display merchandiser.



TDM™-DZ FRONT-ACCESS DUAL ZONE DISPLAY MERCHANDISERS

Model	# of Doors	# of Shelves	HP	Amps	Crated Weight lb. (kg.)	Cabinet Dimensions W D† H* (in)	Cabinet Dimensions W D† H* (mm)
GLASS END/GLASS END WITH BLACK EXTERIOR/WHITE INTERIOR							
TDM-DZ-48-GE/GE-B-W	2	6	¼	10.0	690 (313)	48¼ x 39 x 49½	1226 x 991 x 1248
TDM-DZ-59-GE/GE-B-W	2	6	¼	10.0	770 (350)	59¼ x 39 x 49½	1505 x 991 x 1248
TDM-DZ-77-GE/GE-B-W	2	6	¼	10.0	795 (361)	77¼ x 39 x 49½	1963 x 991 x 1248
GLASS END/GLASS END WITH WHITE EXTERIOR/WHITE INTERIOR							
TDM-DZ-48-GE/GE-W-W	2	6	¼	10.0	690 (313)	48¼ x 39 x 49½	1226 x 991 x 1248
TDM-DZ-59-GE/GE-W-W	2	6	¼	10.0	770 (350)	59¼ x 39 x 49½	1505 x 991 x 1248
TDM-DZ-77-GE/GE-W-W	2	6	¼	10.0	920 (418)	77¼ x 39 x 49½	1963 x 991 x 1248
GLASS END/GLASS END WITH STAINLESS EXTERIOR/WHITE INTERIOR							
TDM-DZ-48-GE/GE-S-W	2	6	¼	10.0	665 (302)	48¼ x 39 x 49½	1226 x 991 x 1248
TDM-DZ-59-GE/GE-S-W	2	6	¼	10.0	680 (309)	59¼ x 39 x 49½	1505 x 991 x 1248
TDM-DZ-77-GE/GE-S-W	2	6	¼	10.0	920 (418)	77¼ x 39 x 49½	1963 x 991 x 1248
GLASS END/GLASS END WITH STAINLESS EXTERIOR/STAINLESS INTERIOR							
TDM-DZ-48-GE/GE-S-S	2	6	¼	10.0	665 (302)	48¼ x 39 x 49½	1226 x 991 x 1248
TDM-DZ-59-GE/GE-S-S	2	6	¼	10.0	680 (309)	59¼ x 39 x 49½	1505 x 991 x 1248
TDM-DZ-77-GE/GE-S-S	2	6	¼	10.0	920 (418)	77¼ x 39 x 49½	1963 x 991 x 1248

EXTERIORS (Custom color available upon request)

GE



Clear Glass Interior / Clear Glass Exterior with Black Trim

Environmentally friendly R290 hydrocarbon refrigeration system for the best in food preservation.



All dimensions are rounded up to the nearest 1/8" (whole millimeter) | Specifications subject to change without notice.

Curved Glass Display Merchandisers | TDM™-DC

FRONT-ACCESS DRY DISPLAY MERCHANDISERS

Glass & Mirrored Ends


Three (3) tiered levels of adjustable wire cantilever shelves that match cabinet interior color. Chrome plated wire shelves standard on stainless interior units



Front glass swings up for easy cleaning access



Two (2) rear sliding glass doors for back access



TDM-DC-48-GE/GE-B-W



TDM-DC-36-GE/GE-B-W



TDM-DC-48-GE/GE-S-S



TDM-DC-59-GE/GE-B-W



TDM-DC-77-GE/GE-W-W

Features/Benefits

- True's "dry" display case combines efficient, high volume merchandising with an elegant curved glass front for sophisticated presentation of high-end desserts and pastries.
- Cabinet is NSF/ANSI Standard 2 certified to hold open food product.
- Exterior - powder coated FDA black rounded front and back, black aluminum aesthetic side and front panels. Color options available at no charge - white or stainless. Curved glass front and side glass panels.
- Interior - powder coated FDA white over CRS material. Color options available (upcharge applies) - black or stainless.
- LED interior lighting provides more even lighting throughout the cabinet. Safety shielded.
- Standard in Clear Glass Ends (GE).
- TDM's have a variety of optional interior/exterior shelving available (see accessory section for details).
- Designed to provide an attractive companion to our TDM-R "refrigerated" display merchandiser. TDM-DC "dry case" cabinets do not require refrigeration



TDM™-DC FRONT-ACCESS DRY DISPLAY MERCHANDISERS

Model	# of Doors	# of Shelves	Amps	Crated Weight lb. (kg.)	Cabinet Dimensions W D† H* (in)	Cabinet Dimensions W D† H* (mm)
GLASS END/GLASS END WITH BLACK EXTERIOR/WHITE INTERIOR						
TDM-DC-36-GE/GE-B-W	2	3	7.0	485 (220)	36¼ x 39 x 49½	921 x 991 x 1248
TDM-DC-48-GE/GE-B-W	2	3	7.0	580 (264)	48¼ x 39 x 49½	1226 x 991 x 1248
TDM-DC-59-GE/GE-B-W	2	3	7.0	665 (302)	59¼ x 39 x 49½	1505 x 991 x 1248
TDM-DC-77-GE/GE-B-W	2	3	7.0	685 (311)	77¼ x 39 x 49½	1963 x 991 x 1248
GLASS END/GLASS END WITH WHITE EXTERIOR/WHITE INTERIOR						
TDM-DC-36-GE/GE-W-W	2	3	7.0	485 (220)	36¼ x 39 x 49½	921 x 991 x 1248
TDM-DC-48-GE/GE-W-W	2	3	7.0	580 (264)	48¼ x 39 x 49½	1226 x 991 x 1248
TDM-DC-59-GE/GE-W-W	2	3	7.0	665 (302)	59¼ x 39 x 49½	1505 x 991 x 1248
TDM-DC-77-GE/GE-W-W	2	3	7.0	685 (311)	77¼ x 39 x 49½	1963 x 991 x 1248
GLASS END/GLASS END WITH STAINLESS EXTERIOR/WHITE INTERIOR						
TDM-DC-36-GE/GE-S-W	2	3	7.0	490 (223)	36¼ x 39 x 49½	921 x 991 x 1248
TDM-DC-48-GE/GE-S-W	2	3	7.0	580 (264)	48¼ x 39 x 49½	1226 x 991 x 1248
TDM-DC-59-GE/GE-S-W	2	3	7.0	665 (302)	59¼ x 39 x 49½	1505 x 991 x 1248
TDM-DC-77-GE/GE-S-W	2	3	7.0	830 (377)	77¼ x 39 x 49½	1963 x 991 x 1248
GLASS END/GLASS END WITH STAINLESS EXTERIOR/STAINLESS INTERIOR						
TDM-DC-36-GE/GE-S-S	2	3	7.0	485 (220)	36¼ x 39 x 49½	921 x 991 x 1248
TDM-DC-48-GE/GE-S-S	2	3	7.0	580 (264)	48¼ x 39 x 49½	1226 x 991 x 1248
TDM-DC-59-GE/GE-S-S	2	3	7.0	665 (302)	59¼ x 39 x 49½	1505 x 991 x 1248
TDM-DC-77-GE/GE-S-S	2	3	7.0	830 (377)	77¼ x 39 x 49½	1963 x 991 x 1248

EXTERIORS (Custom color available upon request)

GE



Clear Glass Interior / Clear Glass Exterior with Black Trim

Curved Glass Display Merchandisers | TGM™-R

FIXED GLASS REFRIGERATED MERCHANDISERS

Solid Colored & Mirrored Ends

Two (2) rear sliding glass doors for back access



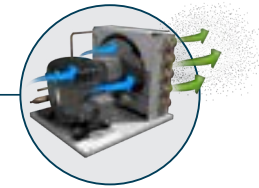
Curved glass front and side glass panels



Three (3) tiered levels of adjustable wire cantilever shelves that match cabinet interior color. Chrome plated wire shelves standard on stainless interior units



Exclusive reversing condenser fan motor. Fan motor reverses during defrost off cycles to help keep condenser coil free from dirt, dust and debris. Keeping coils clean optimizes the unit's performance providing colder holding temperatures and increased energy efficiency. Regularly scheduled thorough cleaning of coils still recommended



TGM-R-34-SC/SC-B-S



TGM-R-36-SC/SC-W-W



TGM-R-59-SC/SC-S-W



TGM-R-77-SC/SC-B-W

Features/Benefits

- Refrigeration system that has two (2) temperature range options. Standard temperature range maintains cabinet temperatures of 33°F to 41°F (.5°C to 5°C), ideally suited for refrigerated bakery and cold deli products. Optional temperature range maintains cabinet temperatures of 42°F to 65°F (5.5°C to 18.3°C), ideally suited for chocolate & wine options.
- True's refrigerated display case combines efficient, high volume merchandising and exceptional refrigeration with an elegant curved glass front for sophisticated presentation of high-end deli, desserts and pastries.
- NSF/ANSI Standard 7 compliant for open food product. Tested and certified for performance at NSF Type II: 80°F (27°C) and 55% relative humidity.
- Exterior - powder coated FDA black rounded front and back, solid wood sides with aluminum cover and front panels. Color options available (upcharge may apply) - white or stainless.
- Interior - powder coated FDA white over CRS material. Color options available (upcharge applies) - black or stainless.
- LED interior lighting provides more even lighting throughout the cabinet. Safety shielded.
- Standard in Solid Colored Ends (SC).
- TGM's have a variety of optional interior/exterior shelving available (see accessory section for details).
- Designed to provide an attractive companion to our TDM-DC "dry case" display merchandiser.



TGM™-R FIXED GLASS REFRIGERATED MERCHANDISERS

Model	# of Doors	# of Shelves	HP	Amps	Crated Weight lb. (kg.)	Cabinet Dimensions W D† H* (in)	Cabinet Dimensions W D† H* (mm)
SOLID COLORED END/SOLID COLORED END WITH BLACK EXTERIOR/WHITE INTERIOR							
TGM-R-36-SC/SC-B-W	2	6	¼	10.0	580 (264)	36¼ x 39 x 49½	921 x 991 x 1248
TGM-R-48-SC/SC-B-W	2	6	½	12.0	685 (311)	48¼ x 39 x 49½	1226 x 991 x 1248
TGM-R-59-SC/SC-B-W	2	6	½	12.0	760 (345)	59¼ x 39 x 49½	1505 x 991 x 1248
TGM-R-77-SC/SC-B-W	2	6	½	12.0	935 (425)	77¼ x 39 x 49½	1963 x 991 x 1248
SOLID COLORED END/SOLID COLORED END WITH WHITE EXTERIOR/WHITE INTERIOR							
TGM-R-36-SC/SC-W-W	2	6	¼	10.0	580 (264)	36¼ x 39 x 49½	921 x 991 x 1248
TGM-R-48-SC/SC-W-W	2	6	½	12.0	685 (311)	48¼ x 39 x 49½	1226 x 991 x 1248
TGM-R-59-SC/SC-W-W	2	6	½	12.0	760 (345)	59¼ x 39 x 49½	1505 x 991 x 1248
TGM-R-77-SC/SC-W-W	2	6	½	12.0	935 (425)	77¼ x 39 x 49½	1963 x 991 x 1248
SOLID COLORED END/SOLID COLORED END WITH STAINLESS EXTERIOR/WHITE INTERIOR							
TGM-R-36-SC/SC-S-W	2	6	¼	10.0	580 (264)	36¼ x 39 x 49½	921 x 991 x 1248
TGM-R-48-SC/SC-S-W	2	6	½	12.0	685 (311)	48¼ x 39 x 49½	1226 x 991 x 1248
TGM-R-59-SC/SC-S-W	2	6	½	12.0	760 (345)	59¼ x 39 x 49½	1505 x 991 x 1248
TGM-R-77-SC/SC-S-W	2	6	½	12.0	855 (388)	77¼ x 39 x 49½	1963 x 991 x 1248
SOLID COLORED END/SOLID COLORED END WITH STAINLESS EXTERIOR/STAINLESS INTERIOR							
TGM-R-36-SC/SC-S-S	2	6	¼	10.0	580 (264)	36¼ x 39 x 49½	921 x 991 x 1248
TGM-R-48-SC/SC-S-S	2	6	½	12.0	685 (311)	48¼ x 39 x 49½	1226 x 991 x 1248
TGM-R-59-SC/SC-S-S	2	6	½	12.0	760 (345)	59¼ x 39 x 49½	1505 x 991 x 1248
TGM-R-77-SC/SC-S-S	2	6	½	12.0	855 (388)	77¼ x 39 x 49½	1963 x 991 x 1248

Environmentally friendly R290 hydrocarbon refrigeration system for the best in food preservation.



All dimensions are rounded up to the nearest 1/8" (whole millimeter) | Specifications subject to change without notice.

Curved Glass Display Merchandisers | TGM™-DZ

FIXED GLASS DUAL ZONE MERCHANDISERS

Solid Colored & Mirrored Ends

Two (2) rear sliding glass doors for back access

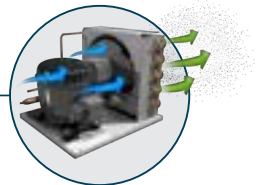


Three (3) tiered levels of adjustable wire cantilever shelves that match cabinet interior color. Chrome plated wire shelves standard on stainless interior units



Curved glass front and side glass panels

Exclusive reversing condenser fan motor. Fan motor reverses during defrost off cycles to help keep condenser coil free from dirt, dust and debris. Keeping coils clean optimizes the unit's performance providing colder holding temperatures and increased energy efficiency. Regularly scheduled thorough cleaning of coils still recommended



TGM-DZ-59-SC/SC-B-W



TGM-DZ-48-SC/SC-S-W



TGM-DZ-59-SC/SC-W-W



TGM-DZ-77-SC/SC-B-W

Features/Benefits

- Refrigeration system that has two (2) temperature range options. Standard temperature range maintains cabinet temperatures of 33°F to 41°F (.5°C to 5°C), ideally suited for refrigerated bakery and cold deli products. Optional temperature range maintains cabinet temperatures of 42°F to 65°F (5.5°C to 18.3°C), ideally suited for chocolate & wine options.
- True's combination "refrigerated" and "dry" glass merchandiser combines efficient, high volume merchandising and exceptional refrigeration with an elegant curved glass front for sophisticated presentation of high-end deli, desserts and pastries.
- NSF/ANSI Standard 7 compliant for open food product. Tested and certified for performance at NSF Type II: 80°F (27°C) and 55% relative humidity.
- Exterior - powder coated FDA black rounded front and back, solid wood sides with aluminum cover and front panels. Color options available (upcharge may apply) - white or stainless.
- Interior - powder coated FDA white over CRS material. Color options available (upcharge applies) - black or stainless.
- LED interior lighting provides more even lighting throughout the cabinet. Safety shielded.
- Standard in Solid Colored Ends (SC).
- TGM's have a variety of optional interior/exterior shelving available (see accessory section for details).
- Designed to provide an attractive companion to our TGM-R "refrigerated" or TGM-DC "dry case" display merchandiser.



TGM™-DZ FIXED GLASS DUAL ZONE MERCHANDISERS

Model	# of Doors	# of Shelves	HP	Amps	Crated Weight lb. (kg.)	Cabinet Dimensions W D† H* (in)	Cabinet Dimensions W D† H* (mm)
SOLID COLORED END/SOLID COLORED END WITH BLACK EXTERIOR/WHITE INTERIOR							
TGM-DZ-48-SC/SC-B-W	2	6	¼	10.0	710 (323)	48¼ x 39 x 49½	1226 x 991 x 1248
TGM-DZ-59-SC/SC-B-W	2	6	¼	10.0	800 (363)	59¼ x 39 x 49½	1505 x 991 x 1248
TGM-DZ-77-SC/SC-B-W	2	6	¼	10.0	940 (427)	77¼ x 39 x 49½	1962 x 991 x 1248
SOLID COLORED END/SOLID COLORED END WITH WHITE EXTERIOR/WHITE INTERIOR							
TGM-DZ-48-SC/SC-W-W	2	6	¼	10.0	665 (302)	48¼ x 39 x 49½	1226 x 991 x 1248
TGM-DZ-59-SC/SC-W-W	2	6	¼	10.0	800 (363)	59¼ x 39 x 49½	1505 x 991 x 1248
TGM-DZ-77-SC/SC-W-W	2	6	¼	10.0	940 (427)	77¼ x 39 x 49½	1962 x 991 x 1248
SOLID COLORED END/SOLID COLORED END WITH STAINLESS EXTERIOR/WHITE INTERIOR							
TGM-DZ-48-SC/SC-S-W	2	6	¼	10.0	710 (323)	48¼ x 39 x 49½	1226 x 991 x 1248
TGM-DZ-59-SC/SC-S-W	2	6	¼	10.0	770 (350)	59¼ x 39 x 49½	1505 x 991 x 1248
TGM-DZ-77-SC/SC-S-W	2	6	¼	10.0	940 (427)	77¼ x 39 x 49½	1962 x 991 x 1248
SOLID COLORED END/SOLID COLORED END WITH STAINLESS EXTERIOR/STAINLESS INTERIOR							
TGM-DZ-48-SC/SC-S-S	2	6	¼	10.0	665 (302)	48¼ x 39 x 49½	1226 x 991 x 1248
TGM-DZ-59-SC/SC-S-S	2	6	¼	10.0	800 (363)	59¼ x 39 x 49½	1505 x 991 x 1248
TGM-DZ-77-SC/SC-S-S	2	6	¼	10.0	940 (427)	77¼ x 39 x 49½	1962 x 991 x 1248

Environmentally friendly R290 hydrocarbon refrigeration system for the best in food preservation.




All dimensions are rounded up to the nearest 1/8" (whole millimeter) | Specifications subject to change without notice.

Curved Glass Display Merchandisers | TGM™-DC

FIXED GLASS DRY MERCHANDISERS

Sold Colored & Mirrored Ends

Two (2) rear sliding glass doors for back access



Curved glass front and side glass panels



Three (3) tiered levels of adjustable wire cantilever shelves that match cabinet interior color. Chrome plated wire shelves standard on stainless interior units



TGM-DC-48-SC/SC-B-W



TGM-DC-36-SC/SC-B-W



TGM-DC-48-SC/SC-W-W



TGM-DC-59-SC/SC-S-S



TDM-DC-77-SC/SC-S-W

Features/Benefits

- True's "dry" display case combines efficient, high volume merchandising with an elegant curved glass front for sophisticated presentation of high-end desserts and pastries.
- Cabinet is NSF/ANSI Standard 2 certified to hold open food product.
- Exterior - powder coated FDA black rounded front and back, solid wood sides with aluminum cover and front panels. Color options available (upcharge may apply) - white or stainless.
- Interior - powder coated FDA white over CRS material. Color options available (upcharge applies) - black or stainless.
- LED interior lighting provides more even lighting throughout the cabinet. Safety shielded.
- Standard in Solid Colored Ends (SC).
- TDM's have a variety of optional interior/exterior shelving available (see accessory section for details).
- Designed to provide an attractive companion to our TGM-R "refrigerated" display merchandiser. TGM-DC "dry case" cabinets do not require refrigeration

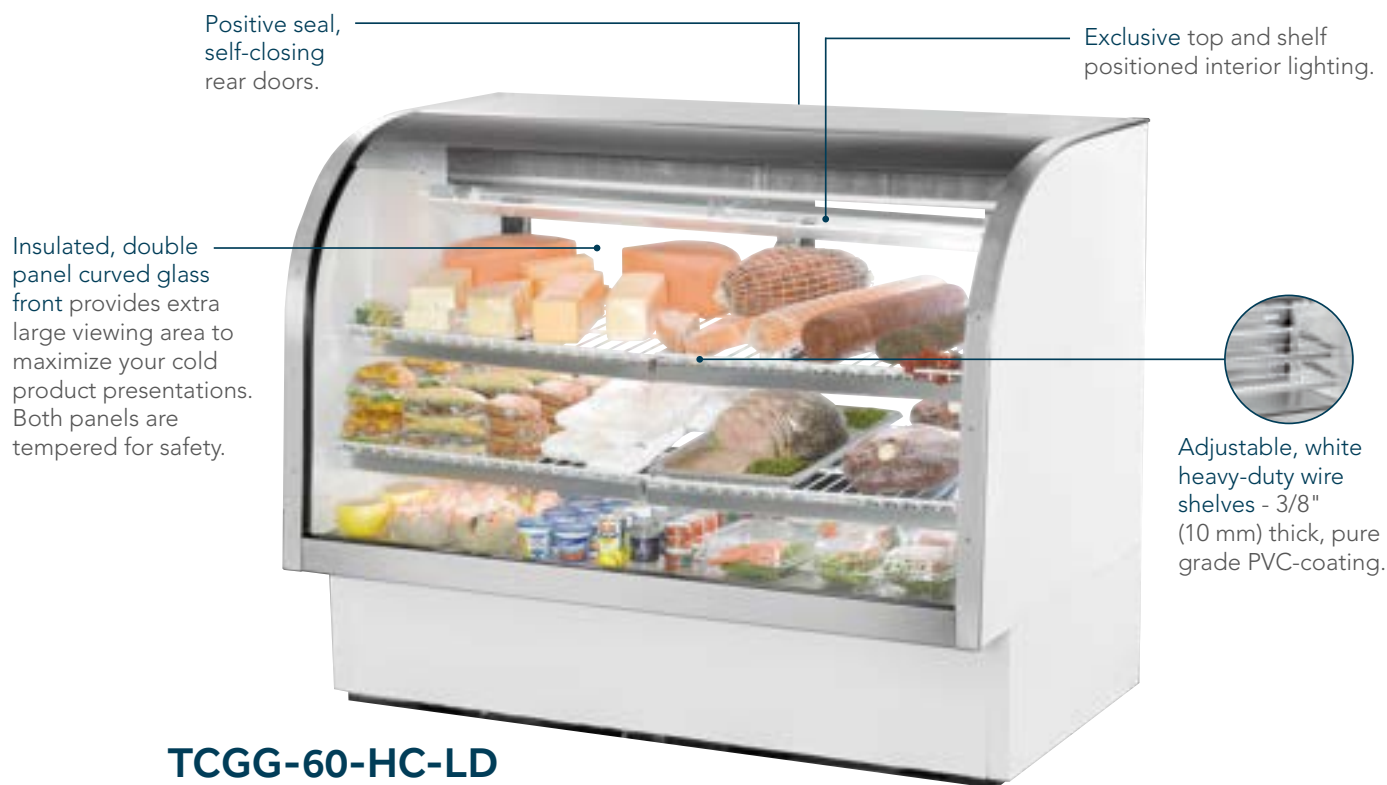


TGM™-DC FIXED GLASS DRY MERCHANDISERS

Model	# of Doors	# of Shelves	Amps	Crated Weight lb. (kg.)	Cabinet Dimensions W D† H* (in)	Cabinet Dimensions W D† H* (mm)
SOLID COLORED END/SOLID COLORED END WITH BLACK EXTERIOR/WHITE INTERIOR						
TGM-DC-36-SC/SC-B-W	2	6	7.0	540 (245)	36¼ x 39 x 49½	921 x 991 x 1248
TGM-DC-48-SC/SC-B-W	2	6	7.0	660 (300)	48¼ x 39 x 49½	1226 x 991 x 1248
TGM-DC-59-SC/SC-B-W	2	6	7.0	660 (300)	59¼ x 39 x 49½	1505 x 991 x 1248
TGM-DC-77-SC/SC-B-W	2	6	7.0	825 (375)	77¼ x 39 x 49½	1962 x 991 x 1248
SOLID COLORED END/SOLID COLORED END WITH WHITE EXTERIOR/WHITE INTERIOR						
TGM-DC-36-SC/SC-W-W	2	6	7.0	540 (245)	36¼ x 39 x 49½	921 x 991 x 1248
TGM-DC-48-SC/SC-W-W	2	6	7.0	660 (300)	48¼ x 39 x 49½	1226 x 991 x 1248
TGM-DC-59-SC/SC-W-W	2	6	7.0	660 (300)	59¼ x 39 x 49½	1505 x 991 x 1248
TGM-DC-77-SC/SC-W-W	2	6	7.0	825 (375)	77¼ x 39 x 49½	1962 x 991 x 1248
SOLID COLORED END/SOLID COLORED END WITH STAINLESS EXTERIOR/WHITE INTERIOR						
TGM-DC-36-SC/SC-S-W	2	6	7.0	540 (245)	36¼ x 39 x 49½	921 x 991 x 1248
TGM-DC-48-SC/SC-S-W	2	6	7.0	660 (300)	48¼ x 39 x 49½	1226 x 991 x 1248
TGM-DC-59-SC/SC-S-W	2	6	7.0	660 (300)	59¼ x 39 x 49½	1505 x 991 x 1248
TGM-DC-77-SC/SC-S-W	2	6	7.0	825 (375)	77¼ x 39 x 49½	1962 x 991 x 1248
SOLID COLORED END/SOLID COLORED END WITH STAINLESS EXTERIOR/STAINLESS INTERIOR						
TGM-DC-36-SC/SC-S-S	2	6	7.0	540 (245)	36¼ x 39 x 49½	921 x 991 x 1248
TGM-DC-48-SC/SC-S-S	2	6	7.0	660 (300)	48¼ x 39 x 49½	1226 x 991 x 1248
TGM-DC-59-SC/SC-S-S	2	6	7.0	660 (300)	59¼ x 39 x 49½	1505 x 991 x 1248
TGM-DC-77-SC/SC-S-S	2	6	7.0	825 (375)	77¼ x 39 x 49½	1962 x 991 x 1248

REFRIGERATED DELI CASES

White & Stainless Exterior



TCGG-60-HC-LD



TCGG-36-HC-LD



TCGG-48-HC-LD



TCGG-60-S-HC-LD



TCGG-77-S-HC-LD

Features/Benefits

- Refrigerator holds ideal 38°F to 40°F (3.3°C to 4.5°C) case temperature for fresher deli products.
 - Exterior - durable and permanent no peel or chip powder coated steel with stainless steel cabinet top and trim.
 - Interior - attractive, clear aluminum sides and top, stainless steel floor with coved corners.
 - LED interior lighting provides more even lighting throughout the cabinet. Safety shielded.
 - Energy efficient, "Low-E", thermal insulated glass rear doors provide maximum insulation.
 - 4 amp exterior scale receptacle.
 - Automatic defrost time clock.
 - Central electrical connections.
 - Space saving design.
 - Self-contained system.
 - Optional lighted and non-lighted stainless steel mezzanine shelves available.
 - Optional 2-1/2" (64mm) castors or 6" (153mm) legs available.
- Stainless Steel models have...**
- Stainless steel interior and exterior, stainless steel floor with coved corners.



TCGG™ REFRIGERATED DELI CASES

Model	# of Doors	# of Shelves	HP	Amps	Crated Weight lb. (kg.)	Cabinet Dimensions W D† H* (in)	Cabinet Dimensions W D† H* (mm)
WHITE EXTERIOR							
TCGG-36-HC-LD	2	2	1/3	3.3	400 (182)	36¼ x 35¼ x 47¾	921 x 896 x 1213
TCGG-48-HC-LD	2	2	1/3	3.3	550 (250)	48¼ x 35¼ x 47¾	1226 x 896 x 1213
TCGG-60-HC-LD	2	4	1/2	5.3	550 (250)	60¼ x 35¼ x 47¾	1531 x 896 x 1213
TCGG-72-HC-LD	2	2	1/2	5.3	725 (329)	72¼ x 35¼ x 47¾	1836 x 896 x 1213
STAINLESS EXTERIOR							
TCGG-36-S-HC-LD	2	2	1/3	3.3	400 (182)	36¼ x 35¼ x 47¾	921 x 896 x 1213
TCGG-48-S-HC-LD	2	2	1/3	3.3	465 (211)	48¼ x 35¼ x 47¾	1226 x 896 x 1213
TCGG-60-S-HC-LD	2	4	1/2	5.3	555 (252)	60¼ x 35¼ x 47¾	1531 x 896 x 1213
TCGG-72-S-HC-LD	2	2	1/2	5.3	730 (331)	72¼ x 35¼ x 47¾	1836 x 896 x 1213

Environmentally friendly R290 hydrocarbon refrigeration system for the best in food preservation.



All dimensions are rounded up to the nearest 1/8" (whole millimeter) | Specifications subject to change without notice.



CURVED GLASS DISPLAY MERCHANDISERS

The innovative curved glass display merchandiser design marries the sophistication of a curved glass display with enhanced performance. The TDM™ Series display merchandisers are ideally suited for high-end interiors that demand premium materials and technical innovation.

TDM™ & TGM™ NOMENCLATURE

