

# MERCHANDISERS



# GLASS DOOR MERCHANTISERS

---

True's glass door merchandisers are the industry standard in glass door cold storage. With more than 70 models to choose from in a wide variety of sizes, styles, and holding temps, the GDM is the perfect choice to showcase your refrigerated products for maximum impulse sales.



True®

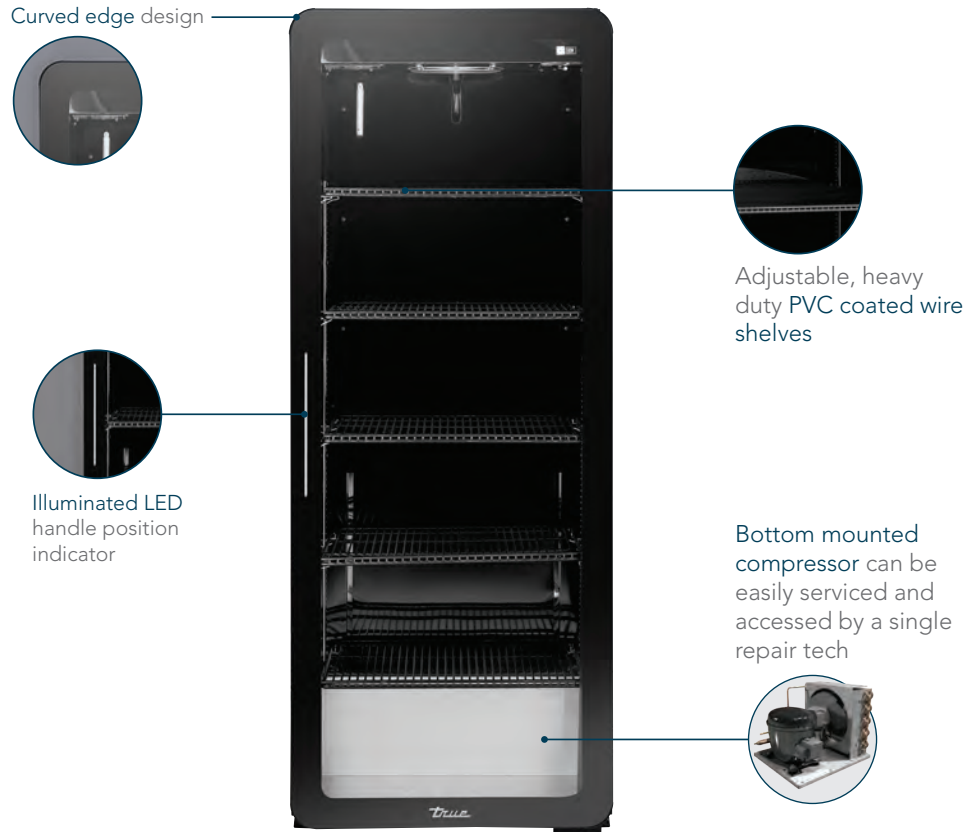
True 7485639  
DBC

BEER BEER BEER  
Blue Bird  
Pilsener  
IPA  
Lager

Protein  
JUICE  
JUICE  
JUICE

Canada Dry  
Canada Dry  
Pilsener  
Pilsener  
Budweiser  
Budweiser  
Bud Light  
Bud Light

## CONTEMPORARY VISUAL MERCHANDISER REFRIGERATORS *Swing Doors*



### CVM-13-HC~EGC01



CVM-11-HC~EGC01



CVM-27-HC~EGC01

## Features/Benefits

- Refrigerators maintain cold 33°F to 38°F (0.5°C to 3.3°C) temperature.
- True's Contemporary Series is built with durability, stability, and style in mind. Through the series' curved edge design it redefines merchandising with its inspired product displays and increased beverage storage.
- Exterior - non-peel or chip black powder coated cold rolled steel; durable and permanent.
- Interior - attractive, black aluminum interior liner with stainless steel floor.
- LED interior lighting provides more even lighting throughout the cabinet. Safety shielded.
- Self closing door. Positive seal, torsion type closure system.
- Self-contained system.
- The curved-edged door design has a built-in handle for opening the door from the top or side.
- Exterior Digital Temperature Display (CVM-27-HC~EGC01).
- "Low-E", double pane thermal insulated glass door assembly with mitered plastic channel frame. The latest in energy efficient technology.
- Door sign decal. Variety of decal options available.
- See our website [www.truemfg.com](http://www.truemfg.com) for the latest color & sign offerings.
- Optional white or stainless interiors available. Upcharge and lead times will apply.
- Optional stainless exteriors available. Upcharge and lead times will apply.



## CVM CONTEMPORARY VISUAL MERCHANDISER REFRIGERATORS

Model	# of Doors	# of Shelves	HP	Amps	Crated Weight lb. (kg.)	Cabinet Dimensions W D† H* (in)	Cabinet Dimensions W D† H* (mm)
<b>SWING DOORS REFRIGERATORS</b>							
CVM-11-HC-EGC01	1	4	1/5	2.5	210 (95)	24 <sup>7</sup> / <sub>8</sub> x 22 <sup>7</sup> / <sub>8</sub> x 53 <sup>5</sup> / <sub>8</sub>	630 x 581 x 1360
CVM-13-HC-EGC01	1	5	1/5	2.5	235 (107)	24 <sup>7</sup> / <sub>8</sub> x 22 <sup>7</sup> / <sub>8</sub> x 63 <sup>3</sup> / <sub>4</sub>	630 x 581 x 1619
CVM-27-HC-EGC01	1	6	1/4	3.4	340 (154)	30 x 29 <sup>1</sup> / <sub>2</sub> x 78 <sup>1</sup> / <sub>2</sub>	762 x 747 x 1993

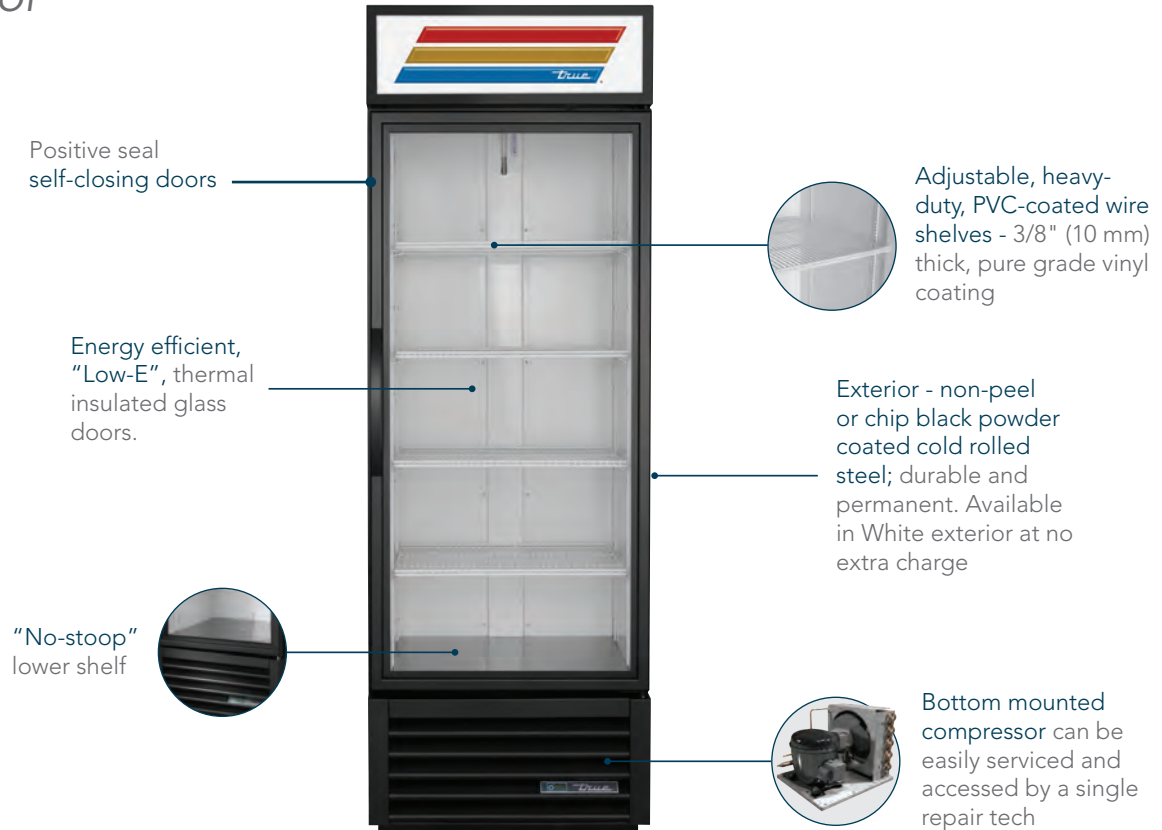
† Depth does not include 5/8" (16mm) for rear mechanical components.

Environmentally friendly R290 hydrocarbon refrigeration system for the best in food preservation.



## GLASS DOOR MERCHANDISER REFRIGERATORS

### Swing Door



### GDM-19-HC~TSL01



GDM-10PT-HC~TSL01



GDM-35SL-RF-HC-LD



GDM-49RL-HC~TSL01



GDM-72-HC~TSL01

## Features/Benefits

- Maintains cold 33°F to 38°F (0.5°C to 3.3°C) product temperatures.
- Interior - attractive, white aluminum with stainless steel floor.
- LED interior lighting provides more even lighting throughout the cabinet. Safety shielded.
- Illuminated sign panel included (decals on GDM-10-HC~TSL01, GDM-10-58-HC~TSL01, GDM-10-58L-HC~TSL01, GDM-10-58R-HC~TSL01, GDM-10PT-HC~TSL01 & GDM-12-HC~TSL01).
- See our website [www.truemfg.com](http://www.truemfg.com) for the latest color & sign offerings.
- Available with optional legs or 2½" (64mm) diameter castors. GDM-10-

HC-LD, GDM-10SSL-LD, & GDM-12-HC-LD available with optional 2½" (64mm) diameter castors only.

- Optional red wine, white wine, or chocolate thermostat available.
- Allows for top storage.

#### Rear-Load Models...

- GDM-49RL-HC~TSL01 rear doors are black powder coated solid swing doors with recessed handles.

#### Radius Front Models...

- GDM-35SL-RF-HC-LD standard with recessed handles; optional door locks available.



## GDM GLASS DOOR MERCHANDISER REFRIGERATORS

Model	# of Doors	# of Shelves	HP	Amps	Crated Weight lb. (kg.)	Cabinet Dimensions W D† H* (in)	Cabinet Dimensions W D† H* (mm)
<b>SWING DOORS</b>							
GDM-10-HC~TSL01	1	3	1/8	2.0	200 (91)	24 7/8 x 22 7/8 x 53 3/8	632 x 581 x 1356
GDM-10-58-HC~TSL01	1	3	1/8	2.0	210 (96)	24 7/8 x 22 7/8 x 58	630 x 581 x 1472
GDM-10SSL-HC~TSL01	1	3	1/8	2.0	170 (77)	24 7/8 x 18 x 53 1/2	632 x 458 x 1359
GDM-12-HC~TSL01	1	3	1/8	2.0	200 (91)	24 7/8 x 22 7/8 x 62 3/8	632 x 581 x 1585
GDM-15-RTO-HC-LD	1	5	1/8	2.0	250 (114)	24 7/8 x 24 3/8 x 75	632 x 626 x 1905
GDM-19T-HC~TSL01	1	4	1/3	5.4	315 (143)	27 x 24 7/8 x 78 3/8	686 x 632 x 1998
GDM-23-HC~TSL01	1	4	1/3	5.4	355 (161)	27 x 29 7/8 x 78 5/8	686 x 759 x 1998
GDM-26-HC~TSL01	1	5	1/3	5.4	325 (148)	30 x 29 7/8 x 78 5/8	762 x 759 x 1998
GDM-35-HC~TSL01	2	8	1/2	6.5	370 (168)	39 1/2 x 29 7/8 x 78 5/8	1004 x 759 x 1998
GDM-43-HC~TSL01	2	8	1/2	6.5	410 (186)	47 1/8 x 29 7/8 x 78 5/8	1197 x 759 x 1998
GDM-49-HC~TSL01	2	8	1/2	5.8	465 (211)	54 1/8 x 29 7/8 x 78 5/8	1375 x 759 x 1998
GDM-72-HC~TSL01	3	12	1/2	9.3	630 (286)	78 1/8 x 29 7/8 x 78 5/8	1985 x 759 x 1998
<b>PASS-THRU SWING DOORS</b>							
GDM-10PT-HC~TSL01	1 fr / 1 bk	3	1/8	2.2	225 (102)	24 7/8 x 25 1/2 x 53 3/8	630 x 648 x 1356
<b>REAR-LOAD SWING DOORS</b>							
GDM-49RL-HC~TSL01	2 fr / 2 bk	8	1/2	7.3	555 (252)	54 1/8 x 32 1/8 x 78 1/2	1372 x 814 x 1994
<b>RADIUS FRONT SWING DOORS</b>							
GDM-14RF-HC-LD	2	3	1/8	2.0	280 (127)	30 3/8 x 29 1/4 x 58	772 x 743 x 1474
GDM-35SL-RF-HC-LD	2	4	1/8	3.4	275 (125)	39 3/4 x 24 1/4 x 58 1/8	1010 x 616 x 1477

† Depth does not include 1 5/8" (42 mm) for door handles.

† Depth does not include 1 5/8" (42 mm) each side for door handles on GDM-10PT-HC~TSL01.

† Depth does not include 1" (26 mm) for rear bumper on GDM-10-HC~TSL01, GDM-10-58-HC~TSL01, GDM-10SSL-HC~TSL01 & GDM-12-HC~TSL01.

## GDM EXTERIOR OPTIONS

White



Stainless Steel\*



## GDM INTERIOR OPTIONS

Stainless Steel\*



Black\*



note: For standard swing and slide door models only.

\*Upcharges apply for Stainless Steel Exterior and Stainless Steel & Black Interiors. Contact Factory for more information.

Environmentally friendly R290 hydrocarbon refrigeration system for the best in food preservation.



All dimensions are rounded up to the nearest 1/8" (whole millimeter) | Specifications subject to change without notice.

# Glass Door Merchandisers | GDM-F/GDIM

## GLASS DOOR FREEZER & ICE MERCHANTISERS

### Swing Door

Positive seal self-closing doors

Adjustable, PVC-coated wire shelves

Capacity:  
GDM-26NT-HC~TSL01 holds 54 eight pound bags  
GDIM-49NT-HC~TSL01 holds 117 eight pound bags

Allows for top storage

Standard backguard and floor rack improve airflow. "No-stoop" lower shelf

Exterior - non-peel or chip black powder coated cold rolled steel; durable and permanent. Available in White exterior at no extra charge

Bottom mounted compressor can be easily serviced and accessed by a single repair tech

**GDM-23F-HC~TSL01**      **GDIM-26NT-HC~TSL01**



## Features/Benefits

- Maintains cold -10°F (-23.3°C) product temperatures for storage of frozen food and ice cream.
  - Automatic defrost system time-initiated, temperature-terminated (GDM-07F-HC~TSL01 time-initiated, time-terminated).
  - Automatic evaporator fan motor delay during defrost cycle.
  - Large evaporator and coil heater permit short defrost cycle.
  - Interior - attractive, white aluminum with stainless steel floor.
  - LED interior lighting provides more even lighting throughout the cabinet. Safety shielded.
  - Energy efficient, triple pane, thermal insulated glass doors.
  - Illuminated sign panel included
  - See our website [www.truemfg.com](http://www.truemfg.com) for the latest color & sign offerings.
  - Self-contained system, no plumbing required.
  - Available with optional legs or 2½" (64mm) diameter castors. (legs not available on GDM-10F-HC~TSL01 & GDM-12F-HC~TSL01; 2½" (64mm) castors not available on GDM-07F-HC~TSL01). GDM-07F-HC~TSL01 standard with 2½" (64mm) legs; leg levelers standard for all other models shown.
  - Optional black or stainless interiors available. Upcharge and lead times will apply.
  - Optional stainless exteriors available. Upcharge and lead times will apply.
- GDIM models have...**
- Holds 20°F to 25°F (-6.7°C to -3.9°C).
  - Anti-fog film adhered to the glass pane to minimize condensation build-up.
  - Minimum wattage heater in cabinet frame and doors.





## GDM GLASS DOOR MERCHANDISER FREEZERS

Model	# of Doors	# of Shelves	HP	Amps	Crated Weight lb. (kg.)	Cabinet Dimensions W D† H* (in)	Cabinet Dimensions W D† H* (mm)
<b>SWING DOORS</b>							
GDM-07F-HC~TSL01	1	3	¼	2.8	195 (89)	24½ x 24½ x 39½	613 x 626 x 1013
GDM-10F-HC~TSL01	1	3	½	4.5	235 (107)	24½ x 22½ x 53½	632 x 581 x 1356
GDM-12F-HC~TSL01	1	3	½	4.5	255 (116)	24½ x 23½ x 62½	632 x 594 x 1585
GDM-19T-F-HC~TSL01	1	4	½	4.7	325 (148)	27 x 24½ x 78½	686 x 632 x 1998
GDM-23F-HC~TSL01	1	4	½	4.4	355 (162)	27 x 29½ x 78½	686 x 759 x 1998
GDM-26F-HC~TSL01	1	4	½	4.4	340 (155)	30 x 29½ x 78½	762 x 759 x 1998
GDM-35F~TSL01	2	8	¾	7.9	440 (200)	39½ x 29½ x 78½	1004 x 759 x 1998
GDM-43F-HC~TSL01	2	8	(2) ½	9.5	550 (250)	47½ x 29½ x 78½	1197 x 759 x 1998
GDM-49F-HC~TSL01	2	8	(2) ½	9.5	600 (273)	54½ x 29½ x 78½	1375 x 759 x 1998
GDM-72F-HC~TSL01	3	12	(2) ¾	15.1	850 (386)	78½ x 29½ x 78½	1985 x 759 x 1998

† Depth does not include 1½" (42mm) for door handle.

† Depth does not include 1" (26mm) for rear bumpers on GDM-10F-HC~TSL01 & GDM-12F-HC~TSL01.

note: GDM-49F-HC~TSL01 & GDM-72F-HC~TSL01 are completely pre-wired at the factory and are ready for final connection to a single 115/208-230/60Hz single phase, 20 amp dedicated circuit.

note: GDM-12F-HC-LD height does not include 1" (26mm) for door hinge.

## GDIM GLASS DOOR ICE MERCHANDISER

Model	# of Doors	# of Shelves	HP	Amps	Crated Weight lb. (kg.)	Cabinet Dimensions W D† H* (in)	Cabinet Dimensions W D† H* (mm)
<b>SWING DOORS</b>							
GDIM-26NT-HC~TSL01	1	1	½	6.0	295 (134)	30 x 29½ x 78½	762 x 759 x 1998
GDIM-49NT-HC~TSL01	2	2	½	7.0	455 (207)	54½ x 29½ x 78½	1375 x 759 x 1998

† Depth does not include 1¾" (35 mm) for door handles.

Environmentally friendly R290 hydrocarbon refrigeration system for the best in food preservation.



## GLASS DOOR MERCHANDISER REFRIGERATORS

### Slide Door



**GDM-47-HC-LD**



**GDM-33-HC-LD**



**GDM-37-HC-LD**



**GDM-41SL-HC-LD**



**GDM-69-HC-LD**

## Features/Benefits

- Maintains cold 33°F to 38°F (0.5°C to 3.3°C) product temperatures.
  - Interior - attractive, white aluminum with stainless steel floor.
  - LED interior lighting provides more even lighting throughout the cabinet. Safety shielded.
  - Illuminated sign panel included
  - See our website [www.truemfg.com](http://www.truemfg.com) for the latest color & sign offerings.
  - Self-contained system, no plumbing required.
  - Available with optional legs or 2½" (64mm) diameter castors.
  - Optional red wine, white wine, or chocolate thermostat available.
  - Optional black or stainless interiors available. Upcharge and lead times will apply.
  - Optional stainless exteriors available. Upcharge and lead times will apply.
  - Allows for top storage.
- Rear-Load Models...**
- GDM-47RL-HC~TSL01 rear doors are black powder coated solid swing doors with recessed handles.



## GDM GLASS DOOR MERCHANDISER REFRIGERATORS

Model	# of Doors	# of Shelves	HP	Amps	Crated Weight lb. (kg.)	Cabinet Dimensions W D† H* (in)	Cabinet Dimensions W D† H* (mm)
<b>SLIDE DOORS</b>							
GDM-33-HC-LD	2	8	½	6.5	370 (168)	39½ x 29¾ x 78¾	1004 x 753 x 1998
GDM-37-HC-LD	2	8	½	6.5	395 (180)	43½ x 29¾ x 78¾	1105 x 753 x 1998
GDM-41-HC-LD	2	8	½	3.9	405 (184)	47½ x 29¾ x 78¾	1197 x 753 x 1998
GDM-41SL-HC-LD	2	8	½	10.8	410 (186)	47½ x 24½ x 78¾	1197 x 613 x 1998
GDM-45-HC-LD	2	8	½	8.5	465 (211)	51½ x 29¾ x 78¾	1299 x 757 x 1998
GDM-47-HC-LD	2	8	½	8.5	485 (220)	54½ x 29¾ x 78¾	1376 x 757 x 1998
GDM-69-HC-LD	3	12	½	7.3	635 (289)	78½ x 29¾ x 78¾	1985 x 753 x 1998
<b>REAR-LOAD SLIDE DOORS</b>							
GDM-47RL-HC-LD	2 fr / 2 bk	8	½	8.5	535 (243)	54½ x 32½ x 78¾	1372 x 816 x 1998

† Depth does not include ¾" (10 mm) for door handles.


Environmentally friendly R290 hydrocarbon refrigeration system for the best in food preservation.



All dimensions are rounded up to the nearest 1/8" (whole millimeter) | Specifications subject to change without notice.

## GLASS DOOR MERCHANDISER CONVENIENCE STORE & COUNTER-TOP REFRIGERATORS

*Swing & Slide Door*



**GDM-07-HC~TSL01**

**GDM-41CPT-48-HC-LD**



**GDM-05-HC~TSL01**



**GDM-33CPT-54-HC-LD**



**GDM-10SSL-HC~TSL01**



**GDM-33SSL-56-HC-LD**

### Features/Benefits

#### Convenience Store models have...

- Maintains cold 33°F to 38°F (0.5°C to 3.3°C) product temperatures.
- Lower and narrow profile convenience store coolers allow extra visibility throughout store. Makes gondola and center store placement possible.
- Interior - attractive, white aluminum with stainless steel floor.
- LED interior lighting provides more even lighting throughout the cabinet. Safety shielded.
- Energy efficient, "Low-E", thermal insulated glass.
- Door decal included.
- See our website [www.truemfg.com](http://www.truemfg.com) for the latest color & sign offerings.
- Available with optional legs or 2½" (64mm) diameter castors. GDM-06-34-HC~TSL01, GDM-10-HC~TSL01, GDM-10SSL-HC~TSL01, GDM-10PT-HC~TSL01 & GDM-12-HC~TSL01 available with optional 2½" (64mm) diameter castors only.
- Self-contained system, no plumbing required.
- Optional black interiors available. Upcharge and lead times will apply.
- Optional stainless exteriors available. Upcharge and lead times will apply.

#### Counter-Top models have...

- Maintains cold 33°F to 38°F (0.5°C to 3.3°C) product temperatures.
- Designed for convenient access, fast service, and attractive display.
- Interior - attractive, white aluminum with stainless steel floor.
- LED interior lighting provides more even lighting throughout the cabinet. Safety shielded.
- Energy efficient, "Low-E", thermal insulated glass.
- Illuminated sign panel - "True Stripes" standard (decal on GDM-07/07-S-HC~TSL01).
- See our website [www.truemfg.com](http://www.truemfg.com) for the latest color & sign offerings.
- Energy efficient - no heater wires or electric condensate pans are required that offset refrigeration.
- GDM-07/7-S-HC~TSL01 are standard with 2½" (64mm) legs; leg levelers standard for all other models shown.
- GDM-05/05-S/05PT/05PT-S-HC~TSL01 & GDM-07/7-S-HC~TSL01 available with optional 4" legs. GDM-06-34-HC~TSL01 available with optional 2½" (64mm) castors.
- Self-contained system, no plumbing required.
- Optional black interiors available. Upcharge and lead times will apply.



## GDM GLASS DOOR MERCHANDISER CONVENIENCE STORE REFRIGERATORS

Model	# of Doors	# of Shelves	HP	Amps	Crated Weight lb. (kg.)	Cabinet Dimensions W D† H* (in)	Cabinet Dimensions W D† H* (mm)
<b>LOWER HEIGHT &amp; STANDARD DEPTH SLIDE DOORS</b>							
GDM-41C-48-HC-LD	2	6	½	3.4	325 (148)	48 x 24½ x 48	1220 x 613 x 1220
<b>LOWER HEIGHT &amp; NARROW DEPTH SLIDE DOORS</b>							
GDM-33SSL-56-HC-LD	2	4	½	3.0	235 (107)	36 x 18 x 56	915 x 458 x 1423
GDM-41SL-48-HC-LD	2	6	¼	3.4	295 (134)	46⅞ x 21 x 47¾	1191 x 534 x 1213
GDM-41SL-54-HC-LD	2	6	¼	3.8	295 (134)	47⅞ x 21 x 54⅞	1197 x 534 x 1375
GDM-41SL-60-HC-LD	2	6	½	3.8	345 (157)	47⅞ x 21 x 59⅞	1197 x 534 x 1521
<b>LOWER HEIGHT &amp; NARROW DEPTH, FAST LANE, PASS-THRU SLIDE DOORS</b>							
GDM-33CPT-54-HC-LD	2 fr / 2 bk	3	½	2.0	360 (164)	39½ x 24½ x 54⅞	1004 x 613 x 1375
GDM-41CPT-48-HC-LD	2 fr / 2 bk	6	½	2.0	394 (179)	48 x 24½ x 48	1220 x 613 x 1220
<b>LOWER HEIGHT – END OF AISLE MERCHANDISER</b>							
GDM-08-HC~TSL01	1	3	½	1.7	180 (82)	23½ x 23 x 48	594 x 583 x 1219
GDM-10-HC~TSL01	1	3	½	2.0	200 (91)	24⅞ x 22⅞ x 53⅞	632 x 581 x 1356
GDM-10SSL-HC~TSL01	1	3	½	2.0	170 (77)	24⅞ x 18 x 53½	632 x 458 x 1359
GDM-10PT-HC~TSL01	1 fr / 1 bk	3	½	2.2	225 (102)	24⅞ x 25½ x 53⅞	630 x 648 x 1356

† Depth does not include 1⅞" (35mm) for handle on swing door models, (GDM-10PT-HC~TSL01 has handles front & back); or ⅞" (23mm) on slide door models (GDM-33CPT~TSL01 & GDM-33CPT-54~TSL01 has handles front and back).

† Depth does not include 1" (26mm) for rear bumpers on GDM-10-HC~TSL01 & GDM-10SSL~TSL01.

## GDM GLASS DOOR MERCHANDISER COUNTER-TOP REFRIGERATORS

Model	# of Doors	# of Shelves	HP	Amps	Crated Weight lb. (kg.)	Cabinet Dimensions W D† H* (in)	Cabinet Dimensions W D† H* (mm)
<b>BLACK EXTERIOR SWING DOORS</b>							
GDM-05-HC~TSL01	1	2	½	2.7	155 (71)	24 x 23⅞ x 36¼	608 x 592 x 919
GDM-06-34-HC~TSL01	1	3	⅓	1.6	175 (80)	20½ x 26⅞ x 33½	519 x 670 x 850
GDM-07-HC~TSL01	1	3	½	1.9	180 (82)	24⅞ x 24⅞ x 39⅞	613 x 626 x 1013
GDM-08-HC~TSL01	1	3	½	1.7	180 (82)	23½ x 23 x 48	594 x 583 x 1219
GDM-09-SQ-HC-LD	2	3	½	1.9	230 (105)	36 x 22⅞ x 40	913 x 567 x 1014
<b>BLACK EXTERIOR SWING DOORS FRAMED GLASS</b>							
GDM-05-HC~FGD01	1	2	½	2.7	155 (71)	24 x 23⅞ x 36¼	608 x 592 x 919
<b>STAINLESS STEEL EXTERIOR SWING DOORS</b>							
GDM-05-S-HC~TSL01	1	2	½	2.7	155 (71)	24 x 23⅞ x 36¼	608 x 592 x 919
GDM-07-S-HC~TSL01	1	3	½	1.9	195 (89)	24⅞ x 24⅞ x 39⅞	613 x 626 x 1013
GDM-09-SQ-S-HC-LD	2	3	½	1.9	230 (105)	36 x 22⅞ x 40	913 x 567 x 1014
<b>STAINLESS STEEL EXTERIOR SWING DOORS FRAMED GLASS</b>							
GDM-05-S-HC~FGD01	1	2	½	2.7	155 (71)	24 x 23⅞ x 36¼	608 x 592 x 919
<b>PASS-THRU BLACK EXTERIOR SWING DOORS</b>							
GDM-05PT-HC~TSL01	1 fr / 1 bk	2	½	2.7	165 (75)	24 x 23⅞ x 36¼	608 x 600 x 919
<b>PASS-THRU STAINLESS STEEL EXTERIOR SWING DOORS</b>							
GDM-05PT-S-HC~TSL01	1 fr / 1 bk	2	½	2.7	165 (75)	24 x 23⅞ x 36¼	608 x 600 x 919
<b>BLACK EXTERIOR SWING DOORS EXTENDED TOP</b>							
GDM-06-34-HC~TSL01-EXT TOP	1	3	½	1.6	175 (80)	20¾ x 26⅞ x 33⅞	525 x 671 x 852
<b>STAINLESS STEEL EXTERIOR SLIDE DOORS</b>							
TSD-09G-HC-LD	2	3	½	1.9	220 (100)	36 x 21 x 35⅞	913 x 532 x 911

† Depth does not include 1⅞" (42mm) for handle on swing door models (GDM-05PT-HC~TSL01/05PT-S-HC~TSL01 (front and back) or ¾" (20mm) on slide door models.

Environmentally friendly R290 hydrocarbon refrigeration system for the best in food preservation.



All dimensions are rounded up to the nearest 1/8" (whole millimeter) | Specifications subject to change without notice.

## GLASS END & GLASS FOUR SIDED MERCHANDISERS

Swing Door



**GEM-23-HC~TSL01**



Adjustable, heavy-duty, PVC-coated wire shelves - 3/8" (10 mm) thick, pure grade vinyl coating



Rotating glass shelves

Maximum product visibility with glass ends

Bottom mounted compressor can be easily serviced and accessed by a single repair tech



**G4SM-23RGS~TSL01**

## Features/Benefits

- Maintains cold 33°F to 38°F (0.5°C to 3.3°C) product temperatures.
  - G4SM: Exterior - attractive, high-luster copper powder coated finish. Available in Black or White exterior at no extra charge.
  - Interior - attractive, white aluminum with stainless steel floor.
  - LED interior lighting provides more even lighting throughout the cabinet. Safety shielded.
  - Energy efficient, "Low-E", thermal insulated glass.
  - Illuminated 4-color process sign panel included.
  - See our website [www.truemfg.com](http://www.truemfg.com) for the latest color & sign offerings.
  - Self-contained system, no plumbing required.
  - Allows for top storage.
  - "No-stoop", lower shelf.
  - Optional black interiors available. Upcharge and lead times will apply.
  - Optional stainless exteriors available. Upcharge and lead times will apply.
- Glass End Merchandiser models have...**
- Exterior - durable and permanent non-peel or chip black powder coated cold rolled steel. Available in White exterior at no extra charge.
  - Optional black interiors available. Upcharge and lead times will apply.



## GEM GLASS END MERCHANDISERS

Model	# of Doors	# of Shelves	HP	Amps	Crated Weight lb. (kg.)	Cabinet Dimensions W D† H* (in)	Cabinet Dimensions W D† H* (mm)
<b>SWING DOORS</b>							
GEM-23-HC~TSL01	1	4	1/3	5.4	335 (152)	27½ x 29¾ x 78¾	699 x 759 x 1998

† Depth does not include 1¾" (35mm) for door handle on swing door models.

## G4SM GLASS FOUR SIDED MERCHANDISER REFRIGERATORS

Model	# of Doors	# of Shelves	HP	Amps	Crated Weight lb. (kg.)	Cabinet Dimensions W D† H* (in)	Cabinet Dimensions W D† H* (mm)
<b>SWING DOORS</b>							
G4SM-23-HC~TSL01	1	4	1/3	5.4	355 (162)	27½ x 30¾ x 78¾	699 x 766 x 1998
G4SM-23PT-HC~TSL01	2	4	1/3	5.4	375 (171)	27½ x 32¾ x 78¾	699 x 832 x 1998
<b>ROTATING GLASS SHELF</b>							
G4SM-23RGS~TSL01	1	6	1/4	2.4	385 (175)	27½ x 30¾ x 78¾	699 x 766 x 1998

† Depth does not include 1¾" (35mm) for door handles (rear load and pass thru's have handles front and back).  
 note: G4SM-23RGS~TSL01 has five glass shelves and one mirrored shelf (positioned on bottom).

Environmentally friendly R290 hydrocarbon refrigeration system for the best in food preservation.



\*Oversized and balanced, environmentally-friendly (134A) refrigeration on G4SM-23RGS~TSL01.

## GLASS DOOR & GLASS FOUR SIDED FLORAL CASES

*Swing & Slide Doors*



**GDM-23FC-HC~TSL01**



**GDM-12FC-HC~TSL01**



**G4SM-23FC-HC~TSL01**



**GDM-47FC-HC-LD**



**GDM-69FC-HC-LD**

## Features/Benefits

- Designed to hold 35°F (1.7°C).
- Exterior - non-peel or chip black powder coated cold rolled steel; durable and permanent. Available in White exterior at no extra charge.
- Interior - attractive, black aluminum for vivid contrast and dramatic display of flowers. Non peel or chip interior - stainless steel floor.
- Baffled airflow - blossom supporting, correct temperature and humidity for longer shelf life of fresh flowers.
- LED interior lighting provides more even lighting throughout the cabinet. Safety shielded.
- Energy efficient, "Low-E", thermal insulated glass.
- Mirrored interior backs available.
- Illuminated sign panel included (decal on GDM-10-HC~TSL01,

- GDM-10-58-HC~TSL01 GDM-10SSL-HC~TSL01, GDM-10PT-HC~TSL01 & GDM-12-HC~TSL01).
- See our website [www.truemfg.com](http://www.truemfg.com) for the latest color & sign offerings.
- Self-contained system, no plumbing required.
- Available with optional legs or 2½" (64mm) diameter castors. GDM-12FC-HC~TSL01 available with optional 2½" (64mm) diameter castors only.
- Allows for top storage.
- Optional stainless interiors available. Upcharge and lead times will apply.
- Optional stainless exteriors available. Upcharge and lead times will apply.
- Optional copper exterior available on G4SM-23FC-HC~TSL01 only.





## GDM GLASS DOOR MERCHANDISER FLORAL CASES

Model	# of Doors	# of Shelves	HP	Amps	Crated Weight lb. (kg.)	Cabinet Dimensions W D† H* (in)	Cabinet Dimensions W D† H* (mm)
<b>SWING DOORS</b>							
GDM-12FC-HC~TSL01	1	2	1/6	2.0	225 (106)	24 7/8 x 23 1/8 x 62 3/8	632 x 588 x 1585
GDM-23FC-HC~TSL01	1	2	1/3	5.4	300 (137)	27 x 29 7/8 x 78 5/8	686 x 759 x 1998
GDM-49FC-HC~TSL01	2	4	1/2	4.9	465 (211)	54 1/8 x 29 7/8 x 78 5/8	1375 x 759 x 1998
GDM-72FC-HC~TSL01	3	6	1/2	9.3	630 (286)	78 1/8 x 29 7/8 x 78 5/8	1985 x 759 x 1998
<b>SLIDE DOORS</b>							
GDM-47-FC-LD	2	4	1/2	8.5	470 (214)	54 1/8 x 29 7/8 x 78 5/8	1375 x 753 x 1998
GDM-69-FC-HC-LD	3	6	1/2	7.3	645 (293)	78 1/8 x 29 7/8 x 78 5/8	1985 x 753 x 1998

† Depth does not include 1 3/8" (42mm) for door handle on swing door models; or 3/8" (10mm) for slide door models.

† Depth does not include 1" (26mm) for rear bumpers on GDM-12FC-HC~TSL01.

## G4SM GLASS FOUR SIDED MERCHANDISER FLORAL CASES

Model	# of Doors	# of Shelves	HP	Amps	Crated Weight lb. (kg.)	Cabinet Dimensions W D† H* (in)	Cabinet Dimensions W D† H* (mm)
<b>SWING DOORS</b>							
G4SM-23FC-HC~TSL01	1	2	1/3	5.4	375 (171)	27 1/2 x 30 1/8 x 78 5/8	699 x 766 x 1998

† Depth does not include 1 3/8" (42mm) for door handle.

Environmentally friendly R290 hydrocarbon refrigeration system for the best in food preservation.



## GLASS DOOR WINE MERCHANDISERS

*Swing & Slide Doors*



### GDM-23W-HC~TSL01

## Features/Benefits

- Designed to hold 33°F to 38°F (0.5°C to 3.3°C).
- Exterior - non-peel or chip black powder coated cold rolled steel; durable and permanent. Available in White exterior at no extra charge.
- Interior - attractive, black aluminum for vivid contrast and dramatic display of flowers. Non peel or chip interior - stainless steel floor.
- Standard with mirrored back.
- LED interior lighting provides more even lighting throughout the cabinet. Safety shielded.
- Energy efficient, "Low-E", thermal insulated glass.
- Illuminated sign panel included.
- GDM-23W-HC~TSL01 is standard with locks.
- See our website [www.truemfg.com](http://www.truemfg.com) for the latest color & sign offerings.
- Self-contained system, no plumbing required.
- Available with optional legs or 2½" (64mm) diameter castors.
- Optional red wine, white wine, or chocolate wine thermostat available.
- Optional stainless interiors available. Upcharge and lead times will apply.
- Optional stainless and copper exteriors available. Upcharge and lead times will apply.

## GDM GLASS DOOR WINE MERCHANDISERS

Model	# of Doors	# of Shelves*	HP	Amps	Crated Weight lb. (kg.)	Cabinet Dimensions W D† H (in)	Cabinet Dimensions W D† H* (mm)
<b>SWING DOORS</b>							
GDM-23W-HC~TSL01	1	5	1/3	5.4	310 (141)	27 x 29 7/8 x 78 5/8	686 x 759 x 1998

† Depth does not include 1 5/8" (42mm) for door handle.

\* Shelves include 4 wine shelves and 1 wire shelf.

Environmentally friendly R290 hydrocarbon refrigeration system for the best in food preservation.



## GLASS DOOR MERCHANDISER WITH HEALTH SAFETY TIMER *Swing Doors*

**Health Safety Timer.**  
Once the sensor in the cabinet senses that 41°F (5°C) has been exceeded for a continuous 30 minutes, the cabinet door will lock, the display will indicate HST LCK, and the LAE control will beep until silenced




Adjustable, heavy-duty, PVC-coated wire shelves - 3/8" (10 mm) thick, pure grade vinyl coating



Exterior digital temperature control and display



Bottom mounted compressor can be easily serviced and accessed by a single repair tech



### GDM-26-HST02-HC~TSL01



GDM-26-HST02-HC~TSL01



GDM-23F-HST-HC~TSL01

## Features/Benefits

- Maintains cold 33°F to 38°F (0.5°C to 3.3°C) product temperatures.
- Exterior - non-peel or chip black powder coated cold rolled steel; durable and permanent. Available in White exterior at no extra charge.
- Interior - attractive, white aluminum with stainless steel floor.
- LED interior lighting provides more even lighting throughout the cabinet. Safety shielded.
- Positive seal self-closing swing doors.
- Energy efficient, "Low-E", thermal insulated glass.
- Self-contained system, no plumbing required.
- Illuminated sign panel included
- See our website [www.truemfg.com](http://www.truemfg.com) for the latest color & sign offerings.
- Available with optional legs or 2½" (64mm) diameter castors.
- Optional black or stainless interiors available. Upcharge and lead times will apply.



## GDM GLASS DOOR MERCHANDISER WITH HEALTH SAFETY TIMER

Model	# of Doors	# of Shelves	HP	Amps	Crated Weight lb. (kg.)	Cabinet Dimensions W D† H* (in)	Cabinet Dimensions W D† H* (mm)
<b>SWING DOORS REFRIGERATORS</b>							
GDM-23-HST02-HC~TSL01	1	4	1/3	2.6	295 (134)	27 1/4 x 29 3/4 x 78 1/2	691 x 754 x 1994
GDM-26-HST02-HC~TSL01	1	5	1/3	5.4	320 (145)	30 1/4 x 29 3/4 x 78 1/2	762 x 754 x 1998
<b>SWING DOORS FREEZERS</b>							
GDM-23F-HST-HC~TSL01	1	4	1	9.5	380 (173)	27 x 29 7/8 x 78 5/8	686 x 759 x 1998
GDM-26F-HST-HC~TSL01	1	4	1	9.5	390 (177)	30 x 29 7/8 x 78 5/8	762 x 759 x 1998

† Depth does not include 1 3/8" (42mm) for door handles.



An electronic monitoring system deploys lock if unsafe temperatures last longer than the allotted time.

**IMPROVED!** The Low Profile integrated lock design allows the cabinet to be built-in or banked next to other cabinets. The (HST) locking system can be unlocked and locked with a password through the electronic temperature control display.

HST02 MODELS ONLY



The Door Lock is activated if temperatures rise over 41°F (5°C) for 30 minutes (refrigerators). 0°F (-18°C) for 30 minutes (freezers).



Battery backup power supply ensures the lock will continue to function during loss of power.



Audible alarm sounds, along with a visual signal display when lock is triggered to inform staff.



**IMPROVED!** Door locks immediately upon power failure unless otherwise programmed.

HST02 MODELS ONLY



**PLEASE NOTE:** Improved features of the **HST02** models are available at this time on refrigerator versions only. Freezer versions (shown left) still come with original controls and HST locking mechanism. Please contact factory for details.

Environmentally friendly R290 hydrocarbon refrigeration system for the best in food preservation.



## GLASS DOOR VISUAL MERCHANDISER REFRIGERATORS

### Swing Doors



### TVM-30-HC~VM03



TVM-48SL-48-HC-VM01



TVM-48SL-54-HC-VM01



TVM-36SL-HC-VM01



TVM-48SL-HC-VM01

## Features/Benefits

- Refrigerators maintain cold 33°F to 38°F (0.5°C to 3.3°C) product temperatures.
- True Visual Merchandisers are ideal for in-aisle and end cap refrigeration applications. The improved low profile swing door design eliminates the center mullion. This allows for full product visibility and ease of shopping. The hydrocarbon refrigeration system will save on energy costs compared to that of open air refrigerators found in similar scenarios.
- Exterior - non-peel or chip black powder coated cold rolled steel; durable and permanent. Available in White exterior at no extra charge.
- Interior - attractive, white aluminum with stainless steel floor.
- LED interior lighting provides more even lighting throughout the cabinet. Safety shielded.
- Positive seal self-closing swing doors.
- Self-contained system, no plumbing required.
- Illuminated sign panel included (decal on TVM-30-HC~VM01, TVM-36SL-HC~VM01, TVM-48SL-48-HC~VM01 & TVM-48SL-54-HC~VM01).
- See our website [www.truemfg.com](http://www.truemfg.com) for the latest color & sign offerings.
- Available with optional legs or 2½" (64mm) diameter castors.
- Optional black or stainless interiors available. Upcharge and lead times will apply.
- Optional stainless exteriors available. Upcharge and lead times will apply.



## TVM GLASS DOOR VISUAL MERCHANDISER REFRIGERATORS

Model	# of Doors	# of Shelves	HP	Amps	Crated Weight lb. (kg.)	Cabinet Dimensions W D† H* (in)	Cabinet Dimensions W D† H* (mm)
<b>SWING DOORS</b>							
TVM-30-HC~VM03	2	4	1/5	2.0	255 (116)	307/8 x 24 x 547/8	783 x 608 x 1393
TVM-30SL-HC~VM03	2	4	1/5	2.0	245 (111)	307/8 x 213/8 x 547/8	783 x 540 x 1393
TVM-36SL-HC~VM03	2	4	1/4	2.0	260 (118)	36 x 213/8 x 547/8	914 x 540 x 1393
TVM48-HC~VM01	2	8	1/2	10.5	520 (236)	471/4 x 297/8 x 785/8	1198 x 757 x 1996
TVM-48SL-HC~VM01	2	8	1/2	10.8	575 (261)	471/8 x 251/4 x 783/4	1197 x 641 x 2000
TVM-48SL-48-HC~VM01	2	6	1/5	2.0	315 (143)	467/8 x 21 x 48	1190 x 533 x 1217
TVM-48SL-54-HC~VM01	2	6	1/4	2.0	380 (173)	471/8 x 21 x 537/8	1197 x 533 x 1368

† Depth does not include 1 3/4" (45mm) for door handles.

† Depth does not include 1" (26mm) for rear bumpers.

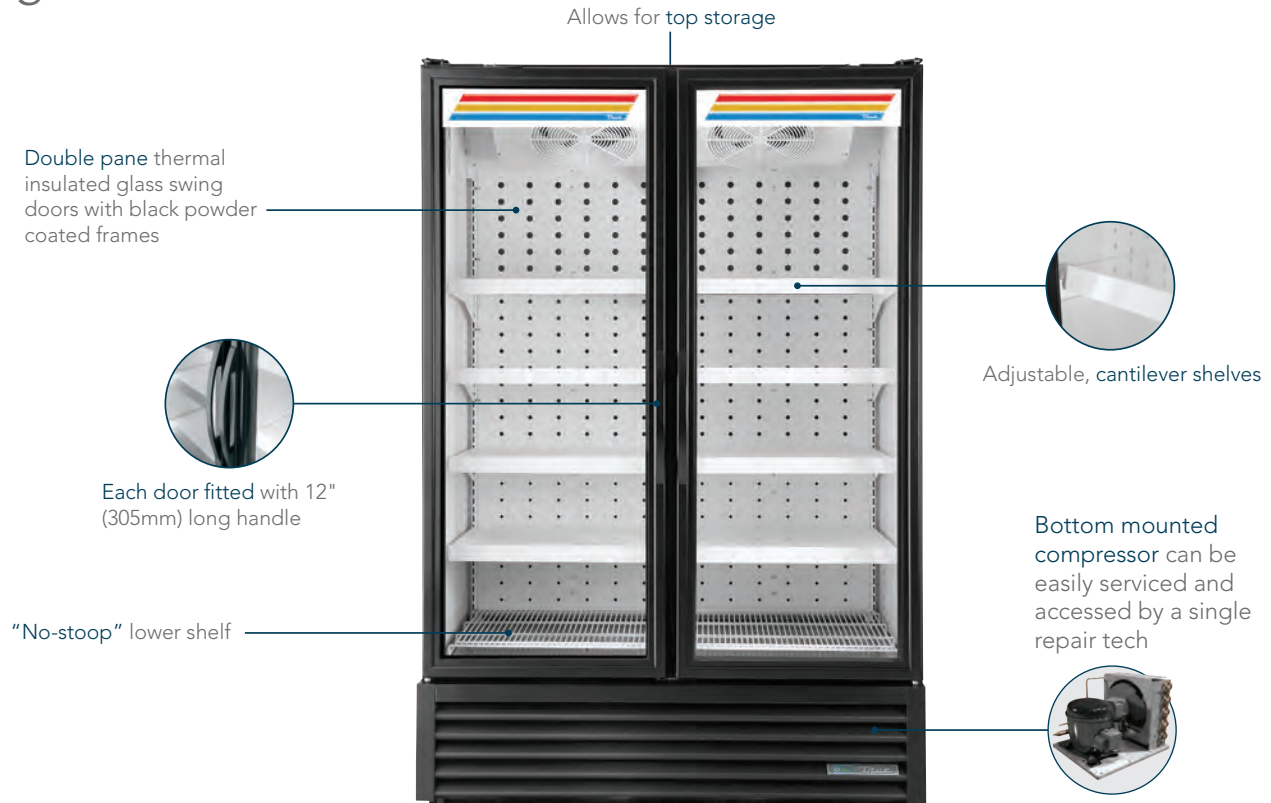
Low profile swing door design eliminates the center mullion, allowing for full product visibility and ease of shopping.



Environmentally friendly R290 hydrocarbon refrigeration system for the best in food preservation.



## FULL LENGTH MERCHANDISER REFRIGERATORS & FREEZERS Swing Doors



### FLM-54~TSL01



FLM-27~TSL01



FLM-54~TSL01



FLM-81~TSL01

## Features/Benefits

- Refrigerators maintain cold 33°F to 38°F (0.5°C to 3.3°C) product temperatures. Freezers maintain cold -10°F (-23.3°C) product temperatures for storage of frozen food and ice cream.
- True Full Length merchandisers feature full height doors for maximum product visibility and have endless case look with a self-contained system.
- Exterior - non-peel or chip black powder coated cold rolled steel; durable and permanent. Available in White exterior at no extra charge.
- Interior - attractive, white aluminum with stainless steel floor.
- LED interior lighting provides more even lighting throughout the cabinet. Safety shielded.
- Positive seal self-closing swing doors.
- Self-contained system, no plumbing required.
- Door sign decal. Variety of decal options available.
- See our website [www.truemfg.com](http://www.truemfg.com) for the latest color & sign offerings.
- Optional black or stainless interiors available. Upcharge and lead times will apply.
- Optional stainless exteriors available. Upcharge and lead times will apply.





## FLM FULL LENGTH MERCHANDISER REFRIGERATORS & FREEZERS

Model	# of Doors	# of Shelves	HP	Amps	Crated Weight lb. (kg.)	Cabinet Dimensions W D† H* (in)	Cabinet Dimensions W D† H* (mm)
<b>SWING DOORS REFRIGERATORS</b>							
FLM-27~TSL01	1	4	¼	2.3	355 (161)	27 x 30¾ x 79	686 x 772 x 2007
FLM-54~TSL01	2	8	½	6.3	625 (284)	53¾ x 30¾ x 79	1369 x 772 x 2007
FLM-81~TSL01	3	12	¾	6.3	810 (368)	80¾ x 30¾ x 79	2051 x 772 x 2007
<b>SWING DOORS FREEZERS</b>							
FLM-27F~TSL01	1	4	¾	7.2	385 (175)	27 x 30¾ x 79	686 x 772 x 2007
FLM-54F~TSL01	2	8	½	13.1	725 (329)	53¾ x 30¾ x 79	1369 x 772 x 2007
FLM-81F~TSL01	3	12	¾	14.2	870 (395)	80¾ x 30¾ x 79	2051 x 772 x 2007

† Depth does not include 1½" (42mm) for door handles.

### Bankable Units to Create Seamless Look



# OPEN AIR MERCHANDISERS

---

Air curtain refrigerators combine large, open-front product displays aimed at maximum attention on merchandising and allow easy access to displayed products resulting in high-impulse sales. These open-air units also provide Industry-leading energy efficiency, durable construction, and dependability in the highest foot-traffic retail spaces.

# GRAB-N



SAGE

# Open Air Merchandisers | TOAM

## OPEN AIR MERCHANDISERS

*Solid & Glass Sided*




Adjustable, solid white powder coated cantilever shelves. Each shelf equipped with an LED light strip to provide 5 levels of even lighting throughout the cabinet. Cantilever shelving adjustable up to a 15° tilt



GS Models have glass side panels for maximum product visibility

Bottom mounted compressor can be easily serviced and accessed by a single repair tech



**TOAM-30GS-HC~NSL01**



**TOAM-30GS-HC-TSL01**  
(with night cover)



**TOAM-30-HC-NSL01**



**TOAM-48-HC-TSL01**



**TOAM-72GS-HC-NSL01**

## Features/Benefits

- Maintain cold 33°F to 40°F (0.5°C to 4.4°C) product temperatures.
- Large, open front allows easy access to display levels and places maximum attention on merchandising.
- Exterior - non-peel or chip black powder coated cold rolled steel; durable and permanent.
- Interior - attractive, white aluminum interior liner with stainless steel floor.
- Glass lower front panels.
- LED interior lighting provides more even lighting throughout the cabinet. Safety shielded.
- Illuminated exterior flat profile sign panel included on TSL01 models.
- See our website [www.truemfg.com](http://www.truemfg.com) for the latest color & sign offerings.
- Frame rail fitted with leg levelers. Available with optional legs, 2½" (64mm) diameter castors, 4" (102mm) castors, and 5" (127mm) castors.
- Standard with night cover.
- Optional black or stainless interiors available. Upcharge and lead times will apply.
- Optional stainless exteriors available. Upcharge and lead times will apply.
- Drain plumbing hookup recommended. Factory installed condensate pan heater kit available.

**OPEN AIR MERCHANDISERS**

[truemfg.com](http://truemfg.com)



## TOAM OPEN AIR MERCHANDISERS

Model	# of Shelves	HP	Amps	Crated Weight lb. (kg.)	Cabinet Dimensions W D† H* (in)	Cabinet Dimensions W D† H* (mm)
<b>BLACK EXTERIOR</b>						
TOAM-30-HC~TSL01	4	¾	9.5	365 (166)	30 x 29⅞ x 78½	762 x 757 x 1994
TOAM-36-HC~TSL01	4	¾	10.2	390 (177)	36 x 29⅞ x 78½	915 x 757 x 1994
TOAM-48-HC~TSL01 ‡	4	(2) ¾	7.6	540 (245)	48 x 29⅞ x 78½	1220 x 757 x 1994
TOAM-72-HC~TSL01 ≠	8	(3) ¾	14.9	750 (340)	72 x 29⅞ x 78½	1829 x 757 x 1994
<b>BLACK EXTERIOR~NON STANDARD LOOK</b>						
TOAM-30-HC~NSL01	4	¾	9.5	365 (166)	30 x 29⅞ x 78½	762 x 738 x 1994
TOAM-36-HC~NSL01	4	¾	10.2	390 (177)	36 x 29⅞ x 78½	915 x 738 x 1994
TOAM-48-HC~NSL01 ‡	4	(2) ¾	7.6	540 (245)	48 x 29⅞ x 78½	1220 x 738 x 1994
TOAM-72-HC~NSL01 ≠	8	(3) ¾	14.9	750 (340)	72 x 29⅞ x 78½	1829 x 738 x 1994

‡ Requires 208-230/60 Hz, single phase, NEMA 6-15R.  
 ≠ Requires 208-230/60 Hz, single phase, NEMA 6-20R.

## TOAM OPEN AIR MERCHANDISERS WITH GLASS SIDES

Model	# of Shelves	HP	Amps	Crated Weight lb. (kg.)	Cabinet Dimensions W D† H* (in)	Cabinet Dimensions W D† H* (mm)
<b>BLACK EXTERIOR</b>						
TOAM-30GS-HC~TSL01	4	¾	9.5	390 (177)	30 x 29⅞ x 78½	762 x 757 x 1994
TOAM-36GS-HC~TSL01	4	¾	10.2	390 (177)	36 x 29⅞ x 78½	915 x 757 x 1994
TOAM-48GS-HC~TSL01 ‡	4	(2) ¾	7.6	540 (245)	48 x 29⅞ x 78½	1220 x 757 x 1994
TOAM-72GS-HC~TSL01 ≠	8	(3) ¾	14.9	765 (347)	72 x 29⅞ x 78½	1829 x 757 x 1994
<b>BLACK EXTERIOR~NON STANDARD LOOK</b>						
TOAM-30GS-HC~NSL01	4	¾	9.5	390 (177)	30 x 29⅞ x 78½	762 x 738 x 1994
TOAM-36GS-HC~NSL01	4	¾	10.2	390 (177)	36 x 29⅞ x 78½	915 x 738 x 1994
TOAM-48GS-HC~NSL01 ‡	4	(2) ¾	7.6	540 (245)	48 x 29⅞ x 78½	1220 x 738 x 1994
TOAM-72GS-HC~NSL01 ≠	8	(3) ¾	14.9	765 (347)	72 x 29⅞ x 78½	1829 x 738 x 1994

‡ Requires 208-230/60 Hz, single phase, NEMA 6-15R.  
 ≠ Requires 208-230/60 Hz, single phase, NEMA 6-20R.

### Recommended Operating Conditions

- Designed to operate in an environment where temperature and humidity do not exceed 75°F (24°C) and 55% relative humidity.
- Units should not be installed near HVAC vents, fans or doorways that will disrupt the air curtain and compromise the function of the cabinet. Units should not be installed in direct sunlight.
- Models will run most efficiently when completely loaded with product.
- Drain plumbing hookup recommended. Factory installed condensate pan heater kit available if there is no access to drain plumbing.
- Please be advised Open Air Merchandisers are substantially louder than standard refrigeration models.

Environmentally friendly R290 hydrocarbon refrigeration system for the best in food preservation.



All dimensions are rounded up to the nearest 1/8" (whole millimeter) | Specifications subject to change without notice.

# Open Air Merchandisers | TAC/THAC

## AIR CURTAIN MERCHANDISERS

*Vertical & Horizontal, Solid & Glass Sided*



Adjustable, heavy-duty, PVC-coated wire shelves - 3/8" (10mm) thick, pure grade vinyl coating

Bottom mounted compressor can be easily serviced and accessed by a single repair tech



Three (3) level tiered stainless steel floor.



**TAC-14GS-HC-LD**

**THAC-36-HC-LD**



**THAC-48S-HC-LD**



**THAC-60-HC-LD (White Exterior)**



**THAC-60-HC-LD**

## Features/Benefits

### TAC-14GS-HC-LD model has...

- Holds 35°F to 40°F (1.6°C to 4.4°C) product temperatures.
- Exterior - non-peel or chip black powder coated cold rolled steel; durable and permanent. Available in White exterior at no extra charge.
- Interior - attractive, white aluminum with stainless steel floor and deck pans. Available with black aluminum interior (upcharge applies); standard with black shelves.
- Optional organizers for 8 oz., 10 oz. & 12 oz. bottles.
- LED interior lighting provides more even lighting throughout the cabinet. Safety shielded.
- Leg levelers standard. Available with optional 4" (102mm) castors.
- Self-contained system.

### THAC models have...

- Holds 35°F to 40°F (1.6°C to 4.4°C) product temperatures.
- Exterior - non-peel or chip black powder coated cold rolled steel; durable and permanent. Available in White exterior at no extra charge. Stainless steel exterior available (upcharge applies).
- Interior - attractive, exterior matching aluminum liner with stainless steel floor.
- LED interior lighting provides more even lighting throughout the cabinet. Safety shielded.
- Leg levelers standard.
- Self-contained system.



## TAC VERTICAL AIR CURTAIN MERCHANDISERS WITH GLASS SIDES

Model	# of Shelves	HP	Amps	Crated Weight lb. (kg.)	Cabinet Dimensions W* D† H (in)	Cabinet Dimensions W* D† H (mm)
<b>BLACK EXTERIOR</b>						
TAC-14GS-HC-LD	3	¾	7.0	280 (127)	30¼ x 32½ x 56¾	769 x 816 x 1432

## THAC HORIZONTAL AIR CURTAIN MERCHANDISERS

Model	# of Shelves	HP	Amps	Crated Weight lb. (kg.)	Cabinet Dimensions W* D† H (in)	Cabinet Dimensions W* D† H (mm)
<b>BLACK or WHITE EXTERIOR</b>						
THAC-36-HC-LD	3	⅓	5.3	310 (141)	36½ x 30½ x 43¾	918 x 766 x 1102
THAC-48-HC-LD	3	⅓	5.3	365 (166)	48½ x 30½ x 43¾	1223 x 766 x 1102
THAC-60-HC-LD	3	½	7.1	410 (186)	60½ x 30½ x 43¾	1528 x 766 x 1102
<b>STAINLESS STEEL EXTERIOR</b>						
THAC-36-HC-S-LD	3	⅓	5.3	325 (148)	36½ x 30½ x 43¾	918 x 766 x 1102
THAC-48-HC-S-LD	3	⅓	5.3	395 (180)	48½ x 30½ x 43¾	1223 x 766 x 1102
THAC-60-HC-S-LD	3	½	7.1	465 (211)	60½ x 30½ x 43¾	1528 x 766 x 1102
<b>BLACK EXTERIOR "DRY GOODS"</b>						
THAC-36DG-HC-LD	5	¾	5.3	480 (218)	36½ x 30½ x 67¾	918 x 766 x 1705



### THAC-36DG-LD "Dry Goods Area" has...

- Stainless steel frame.
- Two 2-tiered wire shelves.
- LED Lighting located on top and each shelf.
- Sliding rear doors.

### Recommended Operating Conditions

- Designed to operate in an environment where temperature and humidity do not exceed 75°F (24°C) and 55% relative humidity.
- Units should not be installed near HVAC vents, fans or doorways that will disrupt the air curtain and compromise the function of the cabinet. Units should not be installed in direct sunlight.
- Models will run most efficiently when completely loaded with product.
- Drain plumbing hookup recommended. Factory installed condensate pan heater kit available if there is no access to drain plumbing.
- Please be advised Open Air Merchandisers are substantially louder than standard refrigeration models.

### THAC-36DG-HC-LD

Environmentally friendly R290 hydrocarbon refrigeration system for the best in food preservation.



# MERCHANDISERS



---

True's merchandiser refrigerators drive high impulse sales with oversized designs and beautiful lighting, creating product excitement and maximizing the selection you can offer at your store. Since 1958, we've been the world's #1 manufacturer in this category.