

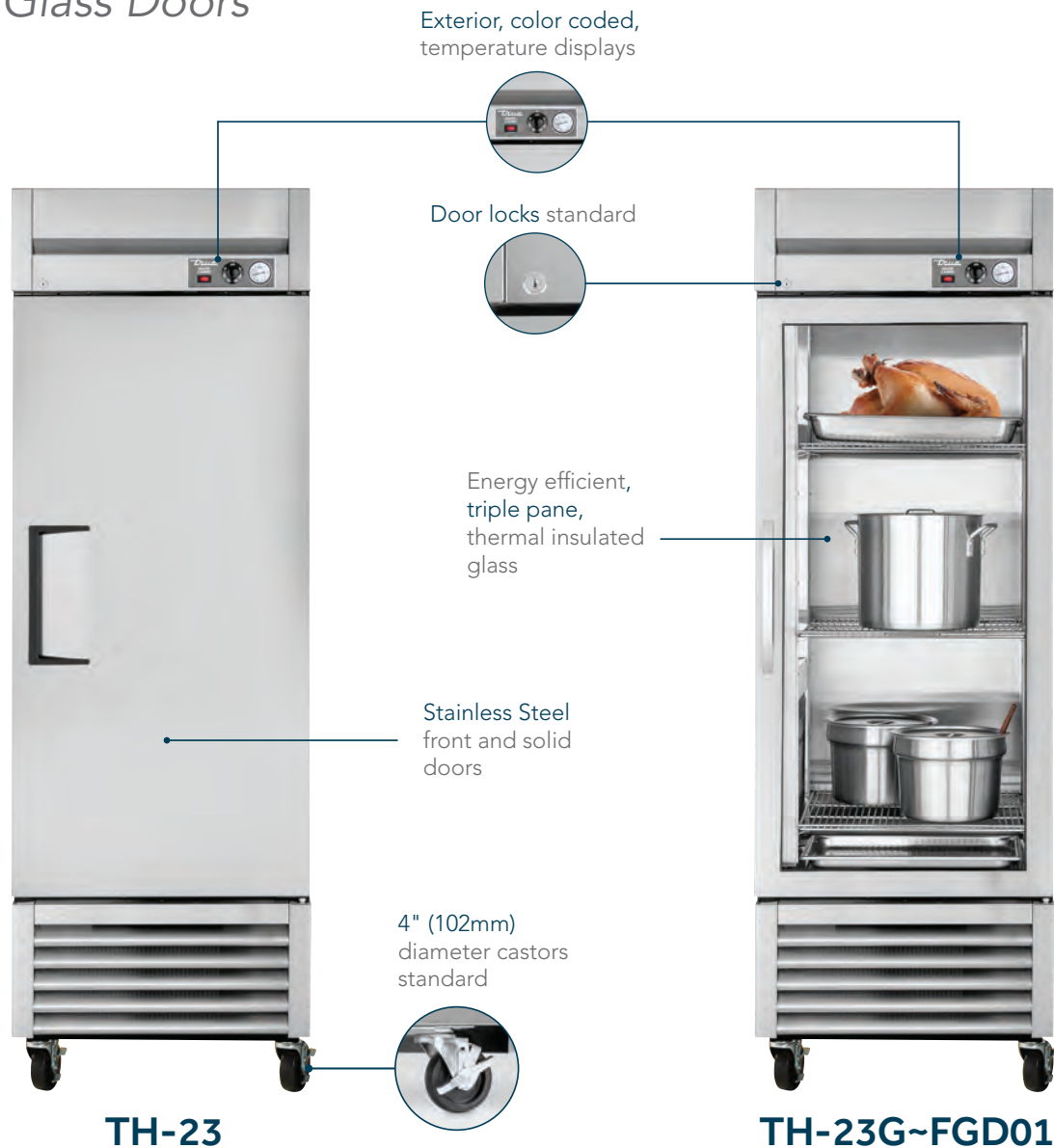
HEATED CABINETS



Bottom Mount Reach-Ins | TH Series

HEATED CABINETS

Solid & Glass Doors



Features/Benefits

- Powerful forced-air heating provides holding temperatures of 80°F (22.7°C) to 180°F (82.2°C) uniformly throughout the cabinet.
- Low velocity fans assure even temperature throughout cabinet. A vent is located at the top of the cabinet for positive humidity control.
- Heater - sheathed for corrosion resistance.
- 12" x 20" (305mm x 508mm) water pan standard for contents requiring high humidity.
- Adjustable dial control is a standard feature for low humidity application (turn counter clockwise to ventilate).
- Adjustable, heavy-duty chrome-plated shelves.
- Positive seal self-closing doors with factory tested (over 1,000,000 times) lifetime guaranteed door hinges and torsion type closure system.
- Incandescent interior lighting, safety shielded.
- Self-contained system - simple installation. Equipped with 9-foot cord.
- Stainless Steel front. Anodized quality aluminum ends. Corrosion resistant GalFan coated steel back.
- Bun tray rack (optional) - solid door heated cabinet interior accommodates this option (glass door model does not accommodate this option).



TH SERIES HEATED CABINETS

| Model | # of Doors | # of Shelves | Watts | Amps | Crated Weight lb. (kg.) | Cabinet Dimensions W D† H* (in) | Cabinet Dimensions W D† H* (mm) |
|--------------------|------------|--------------|-------|------|-------------------------|---------------------------------|---------------------------------|
| SOLID DOORS | | | | | | | |
| TH-23 | 1 | 3 | 850 | 7.8 | 260 (118) | 27 x 29½ x 78¾ | 686 x 750 x 1991 |
| GLASS DOORS | | | | | | | |
| TH-23G~FGD01 | 1 | 3 | 850 | 7.8 | 290 (132) | 27 x 29½ x 78¾ | 686 x 750 x 1991 |

† Depth does not include 1¾" (35 mm) for door handles (glass door model only).
 * Height does not include 5" (127mm) for castors or 6" (153mm) for optional legs.
 * Height does not include 1" (26mm) for ventilator cap.

Top Mount Reach-Ins | SPEC Series Heated Cabinets


STR/STA/STG REACH-IN & PASS-THRU HEATED CABINETS

Solid & Glass, Full & Half Doors

Lifetime guaranteed
bolt style door locks



Lifetime guaranteed
heavy-duty, all metal
working door handles




STR2H-2S

Exterior digital
temperature display
standard for easy visibility



Positive seal self-closing door with
120° stay open feature. Lifetime
guaranteed external cam lift door
hinges, four (4) per door section



5" (127 mm) diameter
plate castors - locks
provided on front set



STG1H-2HS



STR2H-2S



STA2H-2G



STG2HPT-2S-2S

Features/Benefits

- Cabinet designed to provide holding temperatures of 140°F to 180°F (60°C to 82.2°C). Heating system controlled by exterior on/off switch and electronic temperature control.
- One (1) stainless steel (for corrosion resistance) heating element per section for uniform generation of electric heat. 1500 Watts per heating element.
- ANSI/NSF Standard 4 compliant for open food product.
- Pilasters and tray slides/shelving are factory installed at no charge on STR units.
- Incandescent interior lighting.
- Energy efficient, "Low-E", thermal insulated glass doors on glass door models.
- Extruded, aluminum door frames on glass doors.
- STR & STA Series Exterior - Stainless steel door, front & sides.
- STG Series Exterior - stainless steel doors & front, with matching aluminum sides.
- STR Series Interior - Stainless steel side walls, back, floor, door liner, & ceiling.
- STA & STG Series Interior - Aluminum side walls & back. Stainless steel floor & ceiling.
- Self-contained system.

HEATED CABINETS

truemfg.com



STR/STA/STG REACH-IN HEATED CABINETS

| Model | # of Doors | # of Shelves STA/STG models | Watts | Crated Weight lb. (kg.) | Cabinet Dimensions W D† H* (in) | Cabinet Dimensions W D† H* (mm) |
|-------------------------|------------|--------------------------------|-------|----------------------------|------------------------------------|------------------------------------|
| SOLID DOORS | | | | | | |
| STR1H-1S† | 1 | 3 | 1500 | 350 (159) | 27½ x 33¾ x 77¾ | 699 x 858 x 1975 |
| STR2H-2S†† | 2 | 6 | 3000 | 570 (259) | 52½ x 33¾ x 77¾ | 1337 x 858 x 1975 |
| SOLID HALF DOORS | | | | | | |
| STR1H-2HS† | 2 | 3 | 1500 | 385 (175) | 27½ x 33¾ x 77¾ | 699 x 858 x 1975 |
| STR2H-4HS†† | 4 | 6 | 3000 | 650 (295) | 52½ x 33¾ x 77¾ | 1337 x 858 x 1975 |
| GLASS DOORS | | | | | | |
| STR1H-1G† | 1 | 3 | 1500 | 370 (158) | 27½ x 33¾ x 77¾ | 699 x 858 x 1975 |
| STR2H-2G†† | 2 | 6 | 3000 | N/A | 52½ x 33¾ x 77¾ | 1337 x 858 x 1975 |
| GLASS HALF DOORS | | | | | | |
| STR1H-2HG† | 2 | 3 | 1500 | 370 (168) | 27½ x 33¾ x 77¾ | 699 x 858 x 1975 |
| STR2H-4HG†† | 4 | 6 | 3000 | 650 (295) | 52½ x 33¾ x 77¾ | 1337 x 858 x 1975 |

† Depth does not include 1½" (39 mm) for door handles.

* Height does not include 6½" (156mm) for castors or 6" (153mm) for optional legs.

* Height does not include ¼" (7mm) for system mechanical components.

† Requires 208-240/60 single phase, 15 amp dedicated outlet for single section heated cabinets.

†† Requires 208-240/60 single phase, 20 amp dedicated circuit for two section heated cabinets. Two section heated cabinets require hard wiring.

note: Crated weight listed on the chart is for STR model, STA & STG versions may have different weights.

STR/STA/STG PASS-THRU HEATED CABINETS

| Model | # of Doors | # of Shelves STA/STG models | Watts | Crated Weight lb. (kg.) | Cabinet Dimensions W D† H* (in) | Cabinet Dimensions W D† H* (mm) |
|-------------------------|-------------|--------------------------------|-------|----------------------------|------------------------------------|------------------------------------|
| SOLID DOORS | | | | | | |
| STR1HPT-1S-1S† | 1 fr / 1 bk | 3 | 1500 | 400 (182) | 27½ x 36½ x 77¾ | 699 x 918 x 1975 |
| STR2HPT-2S-2S†† | 2 fr / 2 bk | 6 | 3000 | 680 (309) | 52½ x 36½ x 77¾ | 1337 x 918 x 1975 |
| SOLID HALF DOORS | | | | | | |
| STR1HPT-1G-1S† | 1 fr / 1 bk | 3 | 1500 | 400 (182) | 27½ x 36½ x 77¾ | 699 x 918 x 1975 |
| STR2HPT-2G-2S†† | 2 fr / 2 bk | 6 | 3000 | 650 (295) | 52½ x 36½ x 77¾ | 1337 x 918 x 1975 |

† Depth does not include 1½" (39 mm) for door handles.

* Height does not include 6½" (156mm) for castors or 6" (153mm) for optional legs.

* Height does not include ¼" (7mm) for system mechanical components.

† Requires 208-240/60 single phase, 15 amp dedicated outlet for single section heated cabinets.

†† Requires 208-240/60 single phase, 20 amp dedicated circuit for two section heated cabinets. Two section heated cabinets require hard wiring.

note: Crated weight listed on the chart is for STR model, STA & STG versions may have different weights.

Series Shelving

STR Series Shelving - (1) interior kit option included per full section at no charge.

(4) different interior kits available.

STA Series Shelving - (3) heavy-duty, chrome-plated wire shelves per section.

(4) different interior kits available.

STG Series Shelving - (3) heavy-duty, PVC-coated wire shelves per section.

(4) different interior kits available.

Top Mount Reach-Ins | SPEC Series Heated Cabinets

STR/STA/STG ROLL-IN & ROLL-THRU HEATED CABINETS

Solid, Full Doors



STR1HRI-1S



STA1HRT-1S-1S



STG2HRT-2S-2S



STR2HRI-2S



STR1HRI89-1S

Features/Benefits

- Cabinet designed to provide holding temperatures of 140°F to 180°F (60°C to 82.2°C). Heating system controlled by exterior on/off switch and electronic temperature control.
- Accepts roll-in rack (inboard castor) with maximum dimensions of 27"W x 29"D x 66"H (686mm x 737mm x 1,677mm). STR/STA/STG1RRI89-1S and STR/STA/STG2RRI89-2S accept roll-in rack (inboard castor) with maximum dimensions of 27"W x 29"D x 72"H (686mm x 737mm x 1,829mm) (supplied by others).
- One (1) stainless steel (for corrosion resistance) heating element per section for uniform generation of electric heat. 1500 Watts per heating element.
- ANSI/NSF Standard 4 compliant for open food product.
- Pilasters and tray slides/shelving are factory installed at no charge on STR units.
- Positive seal self-closing door with 120° stay open feature. Lifetime guaranteed external cam lift door hinges, four (4) per door section.
- Incandescent interior lighting.
- Energy efficient, "Low-E", thermal insulated glass doors on glass door models.
- Extruded, aluminum door frames on glass doors.
- STR & STA Series Exterior - Stainless steel door, front & sides.
- STG Series Exterior - stainless steel doors & front, with matching aluminum sides.
- STR Series Interior - Stainless steel side walls, back, floor, door liner, & ceiling.
- STA & STG Series Interior - Aluminum side walls & back. Stainless steel floor & ceiling.
- Self-contained system.

HEATED CABINETS

truemfg.com



STR/STA/STG ROLL-IN HEATED CABINETS

| Model | # of Doors | Watts | Crated Weight lb. (kg.) | Cabinet Dimensions W D† H* (in) | Cabinet Dimensions W D† H* (mm) |
|-----------------------------|------------|-------|-------------------------|---------------------------------|---------------------------------|
| SOLID DOORS | | | | | |
| STR1HRI-1S‡ | 1 | 2000 | 445 (202) | 35 x 34¾ x 83¾ | 889 x 883 x 1975 |
| STR2HRI-2S | 2 | 4000 | 760 (345) | 68 x 34¾ x 83¾ | 1723 x 883 x 1975 |
| SOLID DOORS 89" HIGH | | | | | |
| STR1HRI89-1S | 1 | 2000 | 380 (173) | 35 x 34¾ x 88¾ | 889 x 883 x 2255 |

† Depth does not include 4¼" (108 mm) for ramp.

* Height does not include ¼" (7mm) for system mechanical components.

‡ Requires 115/208-240/60/1 Hz, single phase, 20 amp dedicated outlet.

note: STR/STA/STG2HRI-2S requires hard wiring.

note: Crated weight listed on the chart is for STR model, STA & STG versions may have different weights.

STR/STA/STG ROLL-THRU HEATED CABINETS

| Model | # of Doors | Watts | Crated Weight lb. (kg.) | Cabinet Dimensions W D† H* (in) | Cabinet Dimensions W D† H* (mm) |
|-------------------------|-------------|-------|-------------------------|---------------------------------|---------------------------------|
| SOLID DOORS | | | | | |
| STR1HRT-1S-1S‡ | 1 fr / 1 bk | 2000 | 480 (218) | 35 x 37½ x 83¾ | 889 x 953 x 1975 |
| STR2HRT-2S-2S | 2 fr / 2 bk | 4000 | 825 (375) | 68 x 37½ x 83¾ | 1337 x 953 x 1975 |
| SOLID HALF DOORS | | | | | |
| STR1HRT89-1S-1S‡ | 1 fr / 1 bk | 2000 | 480 (218) | 35 x 37½ x 88¾ | 889 x 953 x 2255 |

† Depth does not include 4¼" (108 mm) for ramp.

* Height does not include ¼" (7mm) for system mechanical components.

‡ Requires 115/208-240/60/1 Hz, single phase, 20 amp dedicated outlet.

note: STR/STA/STG2HRT-2S-2S requires hard wiring.

note: Crated weight listed on the chart is for STR model, STA & STG versions may have different weights.

HEATED CABINETS



Heated holding cabinets provide a consistent heat designed to keep baked and cooked food warm. Low-velocity fans evenly circulate air to keep the food warm, while the top vent can be adjusted to control the humidity levels, so food doesn't dry out.